



Board of Directors – Full Board

Meeting Minutes

Date: Wednesday, August 18, 2021 @ 1:30 PM

Location: Webinar/Live Stream

Attendance

Members Present

James Walker, Perry Safran, Robert Teer

Members Present Via Phone/ Teleconference

Mary Clayton, Sam Hunt, Scott Aman, Charles
(Chuck) Travis

Members Absent

Secretary Boyette

Remote Meeting Statement – Perry Safran Vice Chair

Discussion Summary

The Chairman asked Ms. Jamie Keith to read the COVID statement prior to beginning the meeting. Ms. Keith stated the following.

As part of the Act to Provide Aid to North Carolinians in Response to Coronavirus Disease 2019 (COVID-19) Crisis, (S.L. 2020-3, SB 704) the General Assembly enacted modifications to the laws governing public bodies. The provisions are in Section 4.31 of the Act.

The February 11, 2021 meeting was held remotely for all members of the Board and was held in such way due to the restrictions in place pertaining to the COVID-19 pandemic. The board meeting was conducted using simultaneous communication and based on the new law (General Statute §166A-19.24), the meeting followed the parameters set out for remote meetings. Actions executed during the May 13, 2021 Turnpike Authority Board of Directors meeting included:

~Implementing a roll call voting system for all actions

~Ensuring that the meeting minutes of the remote meeting reflect that the meeting was conducted by use of simultaneous communication, denoting the name of members participating by simultaneous communication, and recording when members join or leave the remote meeting.

Actions Taken

Information only, no action required.

Call to Order, Declaration of Quorum, Ethics Statement Review– Perry Safran, Vice Chair

Discussion Summary

Chairman Boyette called the meeting of the Turnpike Authority Board of Directors to order at 1:30 PM on Wednesday, August 18 2021 and conducted a roll call.

Members Present: Secretary Boyette, Vice Chair Perry Safran, Robert Teer, Mary Clayton, Montell Irvin, Sam Hunt, James Walker, Scott Aman, Chuck Travis

Vice Chair Safran declared a quorum with members present.

Vice Chair Safran read the Ethics Statement advising all members of the Board that may have any conflict of interest, or appearance of conflict, to refrain from participation in that particular item and to file the proper paperwork with the Logann Perry, Secretary to the Board.

Vice Chair Safran shared “In accordance with the State Government Ethics Act, Executive Order No. 2 issued on January 12, 2009, and N. C. G. S. §143B-350, it is the duty of every Board member to avoid both conflicts of interest and appearances of conflict. “To comply with this statement and the State Ethics Law, I ask whether any Board member has a known conflict of interest or appearance of conflict with respect to any matters coming before the Board today.”

“If so, please identify the conflict or appearance of conflict when the item appears on the agenda for consideration, refrain from any undue participation in the particular matter involved and sign before our notary the Declaration that has been provided to you for such purpose.”

Actions Taken

Information only, no action required.

Approval of May 13, 2021 Meeting Minutes – Perry Safran, Vice Chair

Discussion Summary

Vice Chair Safran stated that the May 13, 2021 meeting minutes were distributed prior to the meeting and if there are no questions, he would accept a motion.

Actions Taken

A motion to approve the May 13, 2021 minutes as distributed was made by Mr. Robert Teer and seconded by Mr. Scott Aman.

Vice Chair Safran shared that he will now conduct a roll call vote on the action item. He explained to members that he will call each board member by name, he stated when you hear your name please respond to the action item up for consideration by saying either yes (or “aye”) if you approve or no if you are opposed to the item.

Vice Chair Safran, Robb Teer, Montell Irvin, Sam Hunt, Mary Clayton, James Walker, Chuck Travis all stated yes or aye to the motion. The minutes were approved unanimously.

Opening Comments – Perry Safran, Vice Chair

Discussion Summary

Cash Report

As of Friday, last week (8/13/21)

- o The Unreserved Cash Balance for the Highway Fund and Trust Fund was \$1,919,355,576.66
- o DOT received reimbursement from the trustees for Build NC of \$5,419,697.51 and GARVEE of \$16,693,900.36.
- o We also received \$23,467,837.00 from FHWA.
- o Payments for Right of Way and Contractors were expensed.

Adopt-A-Highway Fall Litter Sweep

Each April and September, NCDOT asks volunteers to help remove litter from roadsides. Volunteers from local businesses, schools, nonprofits, churches, municipalities, law enforcement and community groups play an important role in keeping North Carolina's roads clean. Since this year began,

NCDOT and our partner organizations have picked up more than eight and a half million pounds of litter. The Departments fall litter sweep this year is from Sept. 11-25.

The N.C. Department of Transportation needs volunteers to help clean up trash along roads during the litter sweep campaign. To sign up please visit our website at <https://www.ncdot.gov> and search litter sweep. The Litter Sweep is a great opportunity to get outdoors with family and friends and work alongside NCDOT to ensure North Carolina remains a beautiful place to live and work.

NCDOT Receives Regional Recognition

- o Every year, the Southern Association of State Highway Transportation Officials recognizes transportation projects that make their communities a better place to live, work and play.
- o The SASHTO regional competition is part of the America's Transportation Awards sponsored by the American Association of State Highway and Transportation Officials or AASHTO.
- o This year, NCDOT projects won three of the eight possible regional awards, more than any other state in the region.
- o The recognized projects included the reconstruction of Salem Parkway, Wilson's new on-demand micro transit service RIDE and the Monroe Expressway's all-electronic tolling system.

Actions Taken

Information only, no action required.

Executive Director Comments – JJ Eden, Executive Director

Discussion Summary

JJ Eden welcomed all to the meeting and thanked them for their time.

Rodger Rochelle retiring from NCTA & NCDOT November 30th of this year.

NCTA has been recognized by the Government Finance Officers Association (GFOA) with two awards for the Fiscal Year 2020 ending June 30, 2020. This is the first time that NCTA has pursued both recognitions in financial reporting.

- o 1st Award - NCTA has been honored with a Certificate of Achievement for Excellence in Financial Reporting

This award is for NCTA's Comprehensive Annual Financial Report

Judged as meeting the high standards of the program – it includes demonstrating a constructive “spirit of full disclosure” to clearly communicate its financial story

- o 2nd Award - A distinguished budget presentation award for our Annual Budget Report

- o NCTA is now recognized as Best in Class in the industry for financial reporting

- o Our annual budget is an entire team effort as each director and members of their team work together to produce this report. Please join me in recognizing the team that provided the heavy lifting in producing the report; David Roy, Kim Medlin, Kate Trimble, & Katie Sanders Ford

Actions Taken

Information only, no action required.

Annual Ethics Reminder – Daniel Johnson, General Counsel, Transportation Division

Discussion Summary

Mr. Daniel Johnson updated the Board on Annual Ethics procedures.

Each year in August or September we provide an ethics reminder to members on all NCDOT's four boards. Please know there is not a compliance issue with our NCDOT boards.

This is a routine function of quality assurance that our Governance Office tracks on behalf of our General Counsel.

The Board will receive an individualized ethics compliance report in the next month that provides the due date for your next ethics education.

Actions Taken

Information only, no action required.

Operations Committee Report – Montell Irvin, PE, Operations Committee Chair

Discussion Summary

Mr. Montell Irvin updated the board with a report on the Operations Committee meetings that have been held since the last Board of Directors meeting in May.

Since the Board meeting in May, the Operations Committee has met once.

At the July 22nd meeting, the Operations Committee received presentations on the following:

- o An update on Complete 540 construction,
- o An update on the I-485 Express Lanes as well as SPOT 6.0.
- o We concluded our meeting with an update on Customer Service and Toll Technology.

Actions Taken

Information only, no action required.

Finance Committee Report – Robert Teer, Finance Committee Chair

Discussion Summary

Mr. Robert Teer updated the board with a report on the Finance Committee meetings that have been held since the last Board of Directors meeting in May.

Since the Board meeting in May, the Finance Committee has met once.

At the July 21st meeting, the Finance Committee received presentations on the following:

- o An update on Complete 540 construction and spending,
- o An update Complete 540 TIFIA Refinancing, and
- o Toll Revenue Collection overview.

Actions Taken

Information only, no action required.

Finance & Budget Update – David Roy, Chief Financial Officer

Discussion Summary

Mr. David Roy updated the board on Turnpike Finance and Budget operations.

Mr. Roy's full presentation can be found on page 14 of combined meeting minutes.

Board Members Irvin, Teer, and Safran each commended the Finance team on their hard work and dedication.

Actions Taken

Information only, no action required.

Roadway Operations Update – Dennis Jernigan, PE, Deputy Chief Engineer for Highway Operations

Discussion Summary

Mr. Dennis Jernigan presented a Roadway maintenance and operations update to the Board of Directors.

Mr. Jernigan's full presentation can be found on page 26 of combined meeting minutes.

Mr. Jernigan announced that the archaeological findings are available for viewing.

Mr. Irvin inquired if the wall over lap was for general usage or construction purposes. Mr. Jernigan confirmed that the wall over lap in this instance was used for maintenance access, and remains secured at all times.

No additional questions or comments were offered.

Actions Taken

Information only, no action required.

Chief Engineer's Update – Rodger Rochelle, PE, Chief Engineer

Discussion Summary

Mr. Rodger Rochelle provided a brief update to the Board of Directors, which included an update on the Cape Fear Memorial Bridge Unsolicited Proposal, and Complete 540. Mr. Rochelle's full presentation can be found on page 37 of combined meeting minutes.

Mr. Rochelle introduced summer intern Jacob Harris to present on his time with the NC Turnpike Authority. Mr. Harris' full presentation can be found on page 33 of the combined meeting minutes.

Mr. James Walker inquired if the project tracker sheets would continue to be presented to the Board after Mr. Rochelle's departure. Mr. Rochelle confirmed they would.

Actions Taken

Information only, no action required.

Program Development Update – Andy Lelewski, PE, Director of Program Development

Discussion Summary

Mr. Andy Lelewski provided the Board with a Program Development update, which included updated I-485 Express lanes construction photos and drone video. Mr. Lelewski's full presentation can be found on page 48 of combined meeting minutes.

Mr. Lelewski introduced Mr. Brian Davis to provide the Board on Division 10 Construction updates.

No questions were offered.

Actions Taken

Information only, no action required.

Toll Technology & Customer Service Update – Manish Chourey, Chief Technology Officer

Discussion Summary

Mr. Manish Chourey provided a Toll Technology & Customer Service Update, which included an update on technology project timeline projections. Mr. Chourey's full presentation can be found on page 56 of the combined minutes.

Board Member Charles Travis and Scott Aman departed the meeting at 3:00PM.

Actions Taken

Information only, no action required.

Communications & Marketing Update – Kimberlee Poulton, Marketing & Communications Director Logen Hodges, Marketing & Communications Manager

Discussion Summary

Ms. Kimberlee Poulton and Mr. Logen Hodges provided the Board of Directors with an update on Turnpike Communications and Marketing.

Ms. Poulton and Mr. Hodges' presentation can be found on page 73 of combined meeting minutes.

Actions Taken

Information only, no action required.

Adjourn – Perry Safran, Vice Chair

Discussion Summary

A motion to adjourn the August 18, 2021 Board of Directors meeting was made by Mr. Montell Irvin and seconded by Mr. James Walker.

Vice Chair Perry Safran shared that he will now conduct a roll call vote on the action item. He explained to members that he will call each board member by name, he stated when you hear your name please respond to the action item up for consideration by saying either yes (or "aye") if you approve or no if you are opposed to the item.

Vice Chair Safran, Robb Teer, Montell Irvin, Sam Hunt, Mary Clayton, and James Walker all stated yes or aye to the motion.

Vice Chair Safran adjourned the August 18, 2021 NC Turnpike Board of Directors meeting.

Actions Taken

A motion to adjourn the August 18, 2021 Board of Directors meeting was made by Mr. Montell Irvin and seconded by Mr. Robert Teer.

Vice-Chair Safran adjourned the August 18, 2021 NC Turnpike Board of Directors meeting.

North Carolina Turnpike Authority

Board of Directors Meeting

August 18, 2021



Opening Comments

Secretary Boyette
Chair

Executive Director Comments

JJ Eden

Executive Director



Monroe Expressway

Best Use of Technology & Innovation, Large category



Operations Committee Report

Montell Irvin, P.E.
Operations Committee Chair

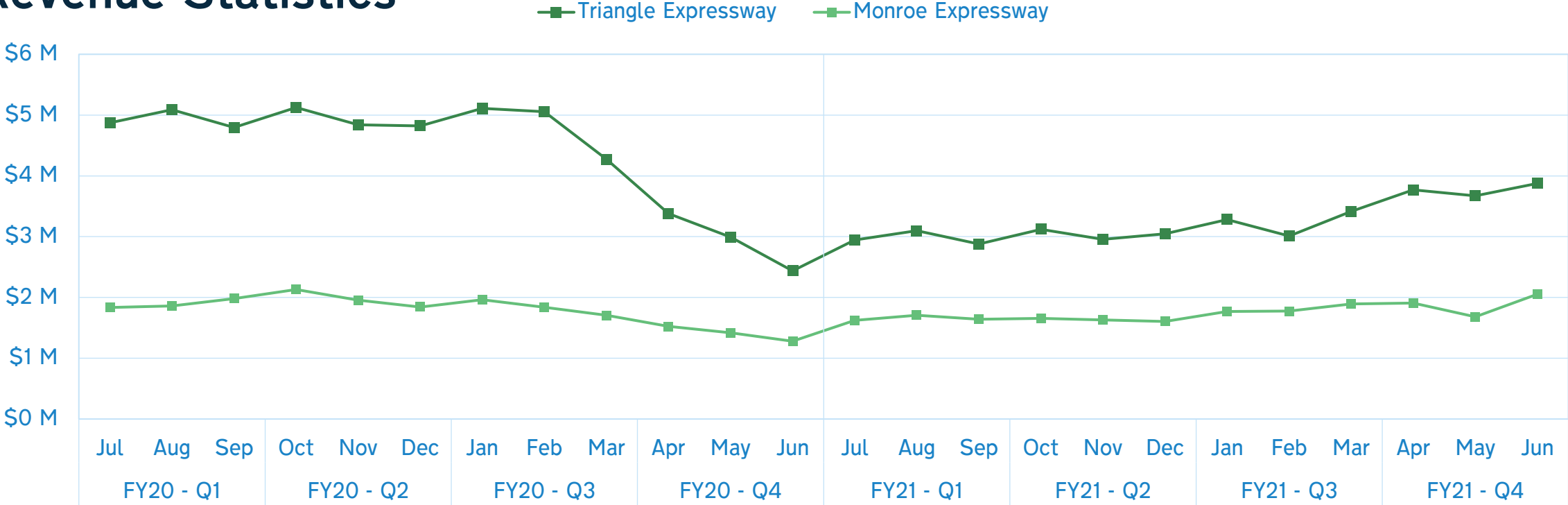
Finance Committee Report

Robert Teer
Finance Committee Chair

Finance & Budget Update

David Roy
Chief Financial Officer

Revenue Statistics



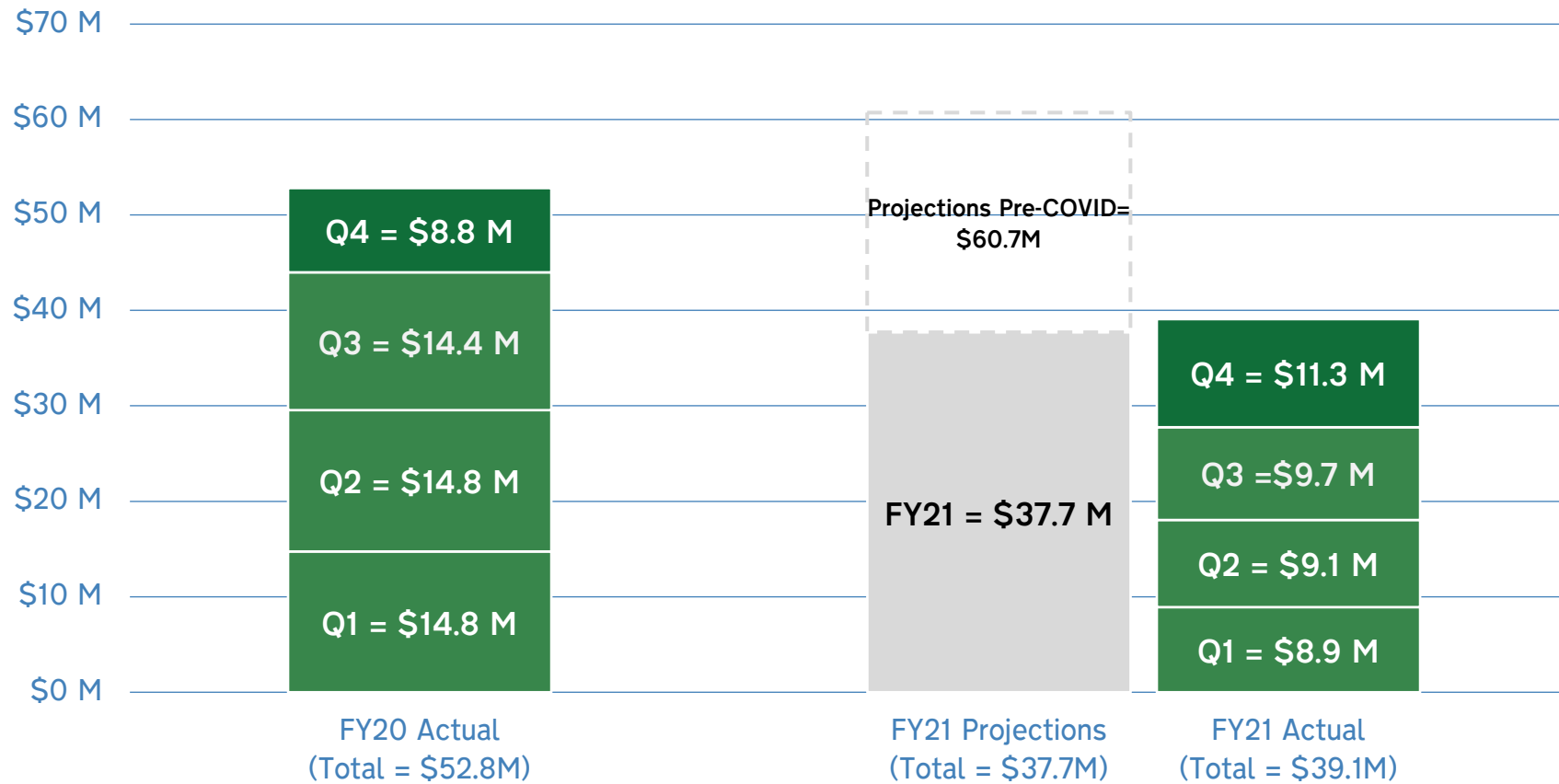
	FY20 – Q1	FY20 – Q2	FY20 – Q3	FY20 – Q4	FY21 – Q1	FY21 – Q2	FY21 – Q3	FY21 – Q4
Triangle Expressway Actual Revenue¹	\$ 14,754,750	\$ 14,786,304	\$ 14,438,863	\$ 8,810,451	\$8,926,222	\$9,125,206	\$9,710,112	\$11,317,045
YOY Percent Change	19.2%	14.4%	10.5%	-37.9%	-39.5%	-38.3%	-32.8%	28.5%
	FY20 – Q1	FY20 – Q2	FY20 – Q3	FY20 – Q4	FY21 – Q1	FY21 – Q2	FY21 – Q3	FY21 – Q4
Monroe Expressway Actual Revenue¹	\$ 5,677,716	\$ 5,929,466	\$ 5,505,598	\$ 4,222,890	\$4,974,067	\$4,890,642	\$5,438,045	\$5,647,673
YOY Percent Change	-	-	-	1.8%	-12.4%	-17.5%	-1.2%	33.7%

¹Actual revenue is reported on a cash basis

Revenue Statistics

Triangle Expressway

YTD revenues down **26.0%**
year-over-year

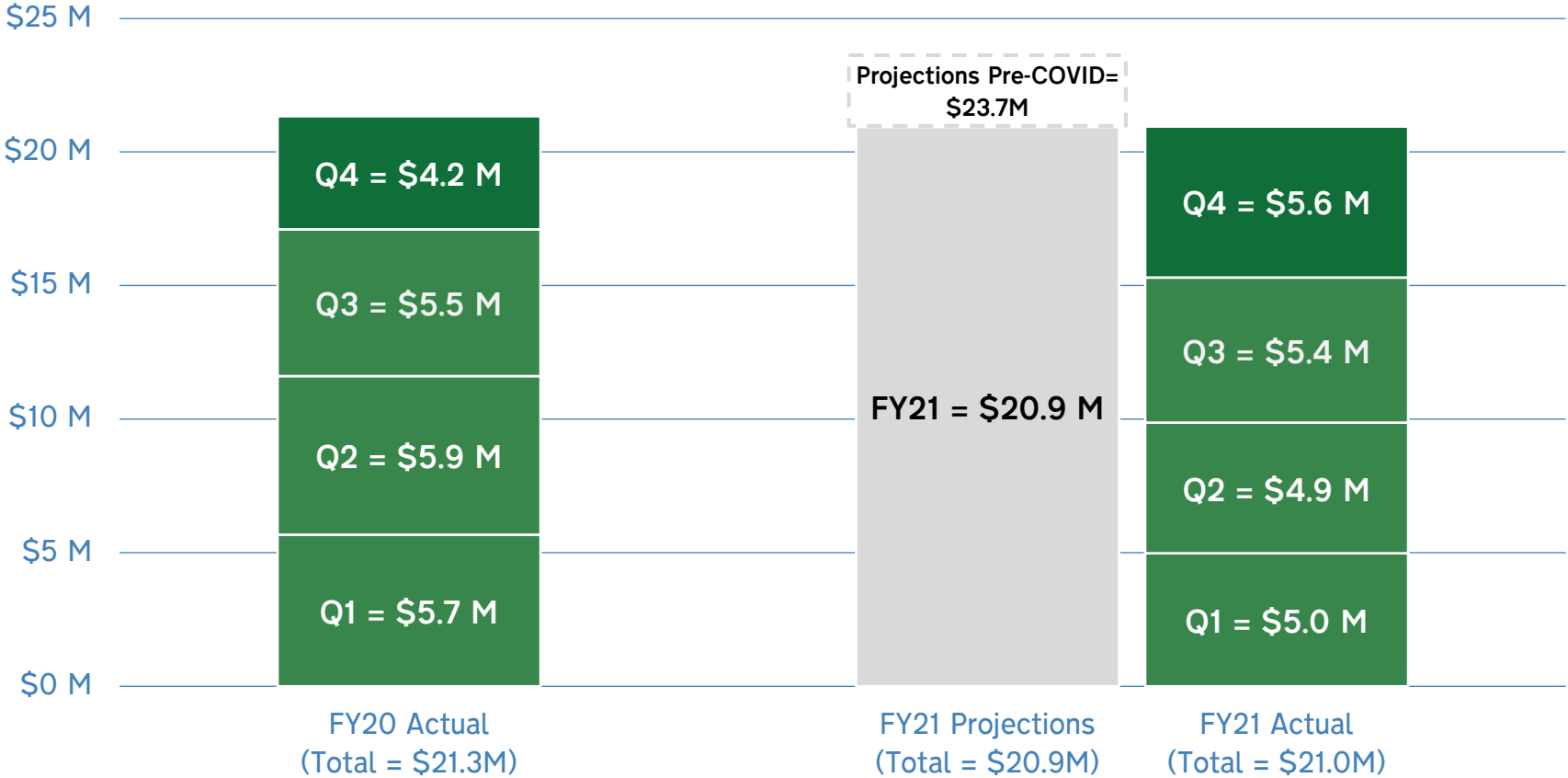


- Revenue figures are inclusive of all toll revenue and fees
- Actual revenues reported on a cash basis

Revenue Statistics

Monroe Expressway

YTD revenues down **1.8%**
year-over-year

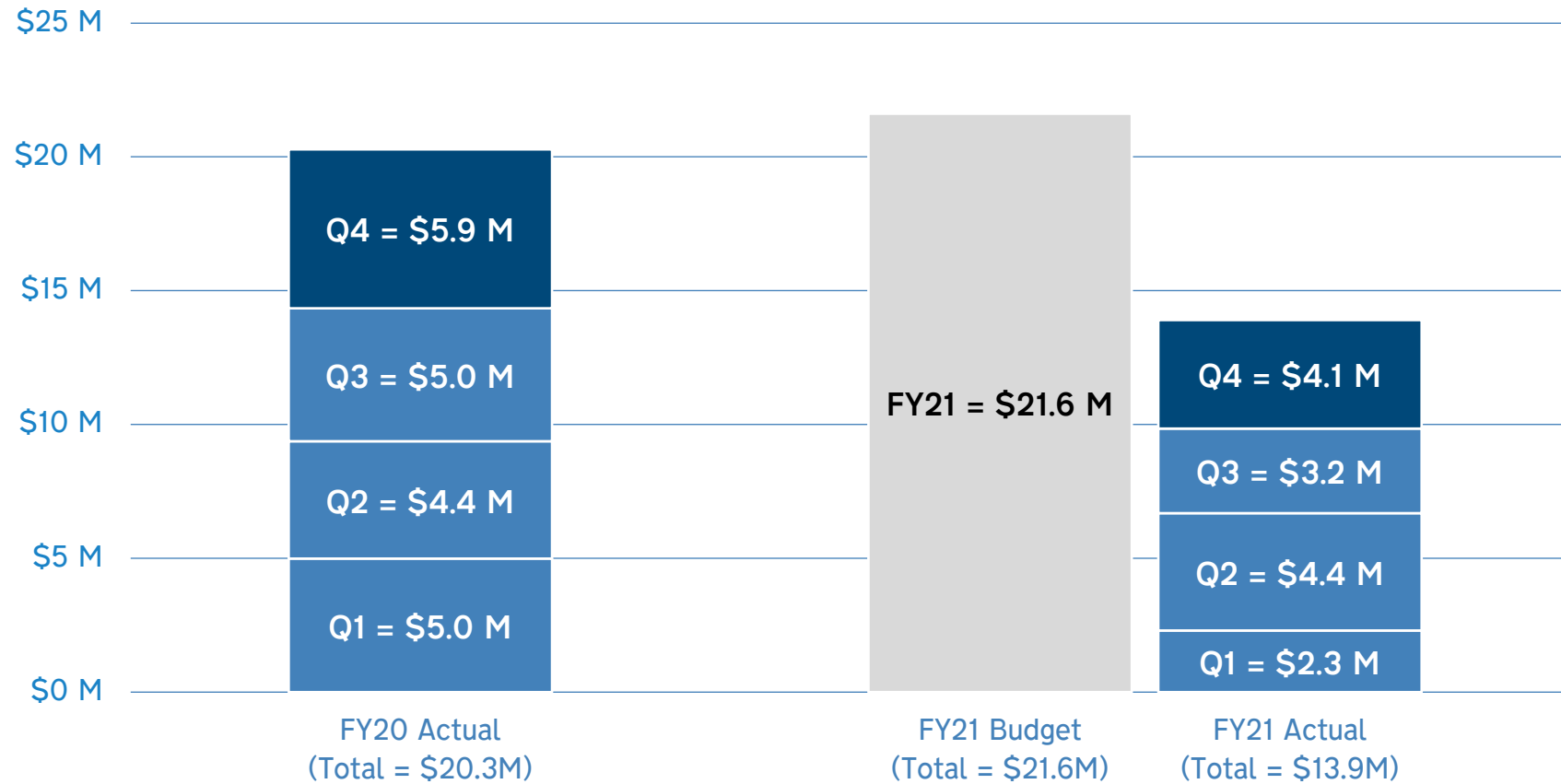


- Revenue figures are inclusive of all toll revenue and fees
- Actual revenues reported on a cash basis

Operating Expenditures

Triangle Expressway

YTD expenditures **35.7%**
lower than projected budget

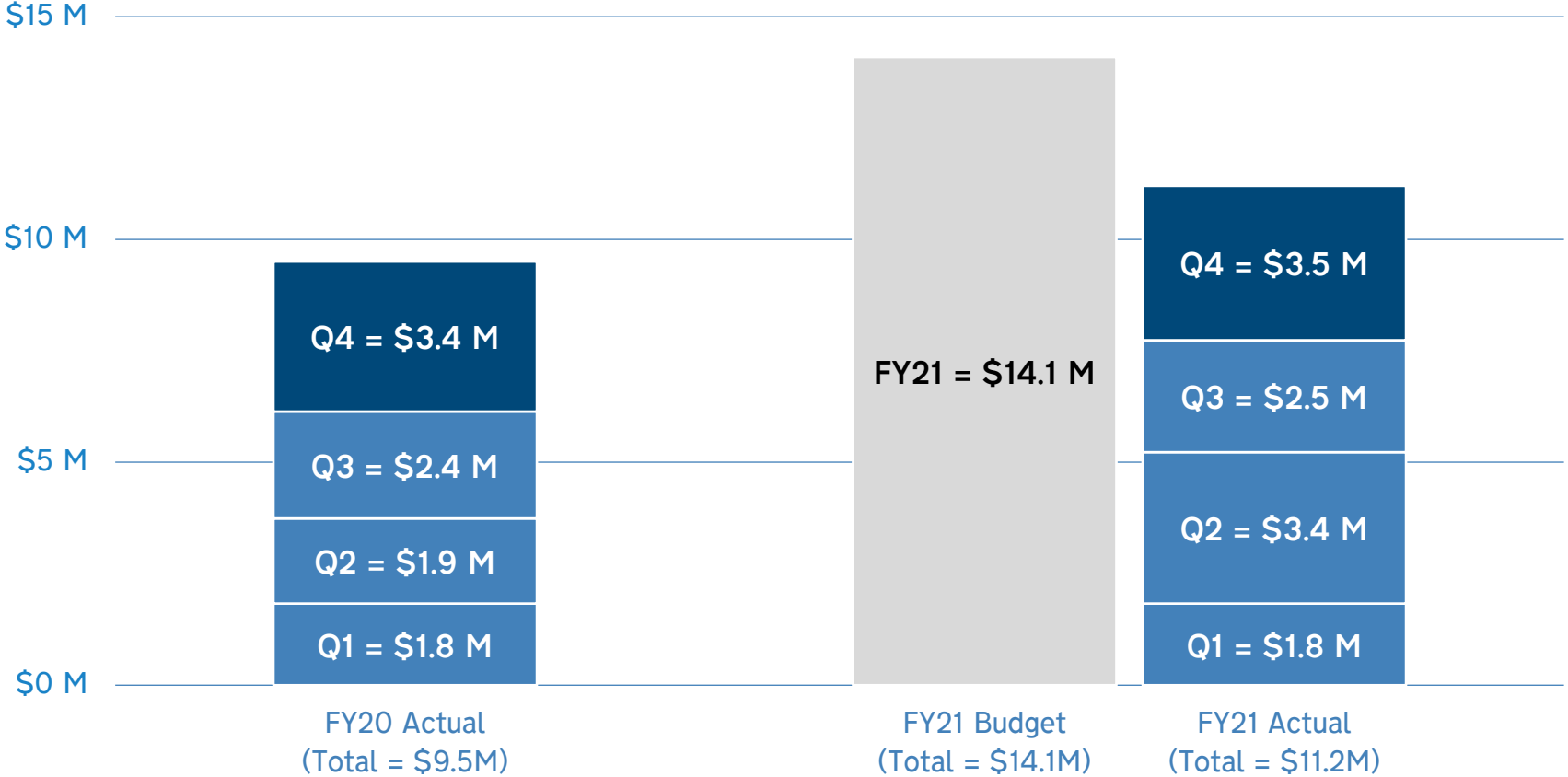


- Actual operating expenditures reported on a cash basis

Operating Expenditures

Monroe Expressway

YTD expenditures **20.5%**
lower than projected budget



• Actual operating expenditures reported on a cash basis

Complete 540 TIFIA Loan Interest Rate Reset

David Roy
Chief Financial Officer



Complete 540 Phase 1 TIFIA Loan – Rate Reset

- On December 17, 2019, the Authority completed the initial financing of the Complete 540 Phase 1 project
- Project funding included a Federal TIFIA Loan between USDOT and NCTA, in an amount not to exceed \$499,461,980 at an interest rate of 2.27%
- Due to the ongoing COVID-19 Pandemic, USDOT is allowed undrawn TIFIA Loans to undergo a rate reset to current interest rates, which are near historic lows
 - The Authority's TIFIA Loan is currently undrawn and will be drawn in full at the maturity of the Authority issued TIFIA Bond Anticipation Notes Series 2020 on February 1, 2024
- In October of 2020, the Authority submitted a Letter of Interest to USDOT for an interest rate reset on the Phase 1 TIFIA Loan
- On February 9, 2021, the Authority received an invitation to apply for an interest rate reset on the Phase 1 TIFIA Loan
- On August 5, 2021, the TIFIA Loan rate was reset to 1.83% resulting in over \$40 million of PV Savings



TIFIA Rate Reset Benefits

- The rate reset to 1.83% provides PV cash flow benefits of \$40.7 million
- The maximum balance on the TIFIA loan is reduced by \$6.0 million, due to reduced interest accrual prior to payment of debt service
- Total debt service on the TIFIA Loan is decreased by \$58.7 million

	Base Case	Rate Reset	Reduction
Max TIFIA Balance	529,918,083	523,892,306	6,025,776
Total Debt Service	789,762,698	731,073,347	58,689,351

FY	Base Case			Refinanced TIFIA		
	TIFIA DS	TIFIA DSRF	PV	TIFIA DS	TIFIA DSRF	PV
2021						
2022						
2023						
2024		29,435,737	27,577,671		29,435,737	27,577,671
2025						
2026	5,875,324	479,517	5,721,970	4,703,903		4,237,248
2027	6,927,249	705,347	6,714,456	5,533,691		4,870,207
2028	9,085,411	708,437	8,426,325	7,245,960		6,236,442
2029	12,526,326	665,742	11,106,420	10,084,961	297,171	8,741,798
2030	12,514,976	563,340	10,766,724	10,075,811	590,576	8,780,494
2031	12,503,626	604,086	10,551,244	10,066,661	633,169	8,612,348
2032	12,492,268	649,358	10,343,652	10,057,504	680,494	8,451,112
2033	12,480,926	699,855	10,143,845	10,048,361	733,279	8,296,784
2034	12,469,576	756,410	9,952,494	10,039,211	792,399	8,150,003
2035	12,458,226	820,036	9,769,812	10,030,061	858,909	8,011,057
2036	12,444,046	891,960	9,954,186	10,518,629	934,094	8,238,758
2037	12,921,362	945,444	9,754,562	10,500,342	991,252	8,082,900
2038	12,898,662	1,036,837	9,584,973	10,482,042	1,086,745	7,956,248
2039	12,875,962	1,141,939	9,427,278	10,463,742	1,196,564	7,840,818
2040	12,853,246	1,263,636	9,282,813	10,445,429	1,323,722	7,738,015
2041	30,940,038	1,405,618	20,737,136	28,534,269	1,472,074	19,232,051
2042	48,946,601	241,074	30,937,231	46,559,338	315,197	29,482,053
2043	48,946,601	(1,135,555)	29,408,624	46,559,338	(1,053,612)	27,990,526
2044	48,946,601	(1,286,962)	28,666,152	46,559,338	(1,194,094)	27,286,024
2045	48,946,601	(1,470,814)	27,921,501	46,559,338	(1,364,678)	26,579,806
2046	48,946,601	(1,697,093)	27,172,392	46,559,338	(1,574,629)	25,869,813
2047	48,946,601	(1,979,942)	26,411,154	46,559,338	(1,837,067)	25,148,897
2048	48,946,601	(2,339,931)	25,628,905	46,559,338	(2,171,079)	24,408,829
2049	48,946,601	(2,807,918)	24,809,091	46,559,338	(2,605,295)	23,634,187
2050	22,755,607	(3,431,899)	10,166,465	22,325,655	(3,184,250)	10,069,924
2051	22,755,607	(197,531)	11,593,804	22,325,655	(193,799)	11,374,747
2052	22,755,607	(253,969)	11,308,593	22,325,655	(249,170)	11,094,925
2053	22,755,607	(338,625)	11,015,882	22,325,655	(332,227)	10,807,744
2054	22,755,607	(474,075)	10,706,662	22,325,655	(465,118)	10,504,366
2055	22,755,607	(711,113)	10,358,281	22,325,655	(697,677)	10,162,568
2056	22,755,607	(1,185,188)	9,912,108	22,325,655	(1,162,795)	9,724,825
2057	22,755,607	(2,370,376)	9,162,395	22,325,655	(2,325,589)	8,989,277
2058	11,377,804	(21,333,382)	(4,396,831)	11,162,828	(20,930,302)	(4,313,756)
Total	789,762,698		490,597,970	731,073,347		449,868,710

PV Change of Cash Flows 40,729,259



Estimated Costs of Issuance

Below is a high-level estimate of Costs of Issuance for the rate reset

Cost of Issuance	Amount (\$)
TIFIA Advisors*	150,000
NCTA Advisors**	155,000
Ratings	5,000
Miscellaneous	15,000
Total	325,000

*Estimate for TIFIA Counsel

**Includes Financial Advisor and Counsel

Refunding Savings

Triangle Expressway

Transaction	Refunded Series (Maturities)	NPV Savings (\$)	NPV Savings (%)*
\$200,515,000 Triangle Expressway System Turnpike Revenue Refunding Bonds, Series 2017	Series 2009A (2020-2039)	\$32,153,069	13.72%
\$150,125,000 Triangle Expressway System Appropriation Revenue Refunding Bonds, Series 2018A	Series 2009B (2033-2039)	\$10,933,562	7.25%
\$161,759,000 Triangle Expressway System Appropriation Revenue Refunding Bonds, Series 2018B	Series 2009B (2022-2032)	\$18,854,944	11.67%
\$401,155,000 Triangle Expressway System Senior Lien Turnpike Revenue Refunding Bonds, Series 2018	2009 TIFIA Loan	\$10,245,388	2.38%
\$499,460,000 Triangle Expressway System Senior Lien Turnpike Revenue Bond Anticipation Notes, Series 2020**	Interim Funding to allow for TIFIA Restructure	\$4,745,518	0.95%
\$499,461,980 Triangle Expressway System TIFIA Loan, 2021	2019 TIFIA Loan (Interest Rate Reset)	\$40,729,259	8.15%
Total		\$117,661,740	

*NPV Savings (%) is calculated based on the refunded par amount

**Savings were originally estimated to be \$12.5 million (2.5%) and have been updated to reflect the impact of the reduced TIFIA Loan (and therefore, not double count savings). The TIFIA Loan would not have been eligible for the Rate Reset had the Series 2020 BANs not been issued as the TIFIA Loan would have been drawn upon.

Refunding Savings

Triangle Expressway & Monroe Expressway

Transaction	Closing	Refunded Series (Maturities)	NPV Savings (\$)	NPV Savings (%)*
\$200,515,000 Triangle Expressway System Turnpike Revenue Refunding Bonds, Series 2017	March 30, 2017	Series 2009A (2020-2039)	\$32,153,069	13.72%
\$150,125,000 Triangle Expressway System Appropriation Revenue Refunding Bonds, Series 2018A	May 10, 2018	Series 2009B (2033-2039)	\$10,933,562	7.25%
\$161,759,000 Triangle Expressway System Appropriation Revenue Refunding Bonds, Series 2018B	December 31, 2018	Series 2009B (2022-2032)	\$18,854,944	11.67%
\$401,155,000 Triangle Expressway System Senior Lien Turnpike Revenue Refunding Bonds, Series 2018	December 12, 2018	2009 TIFIA Loan	\$10,245,388	2.38%
\$499,460,000 Triangle Expressway System Senior Lien Turnpike Revenue Bond Anticipation Notes, Series 2020**	October 29, 2020	Interim Funding to allow for TIFIA Restructure	\$4,745,518	0.95%
\$73,985,000 Monroe Expressway System State Appropriation Revenue Refunding Bonds, Series 2021 (Forward Delivery)	Preliminary Closing: December 8, 2020	Series 2011 (2022-2041)	\$29,273,595	30.81%
\$499,461,980 Triangle Expressway System TIFIA Loan, 2021	August 5, 2021	2019 TIFIA Loan (Interest Rate Reset)	\$40,729,259	8.15%
Total			\$146,935,335	

*NPV Savings (%) is calculated based on the refunded par amount

**Savings were originally estimated to be \$12.5 million (2.5%) and have been updated to reflect the impact of the reduced TIFIA Loan (and therefore, not double count savings). The TIFIA Loan would not have been eligible for the Rate Reset had the Series 2020 BANs not been issued as the TIFIA Loan would have been drawn upon.

Roadway Operations Update

Dennis Jernigan, P.E.
Deputy Chief Engineer of Highway Operations

Mainline Traffic Statistics

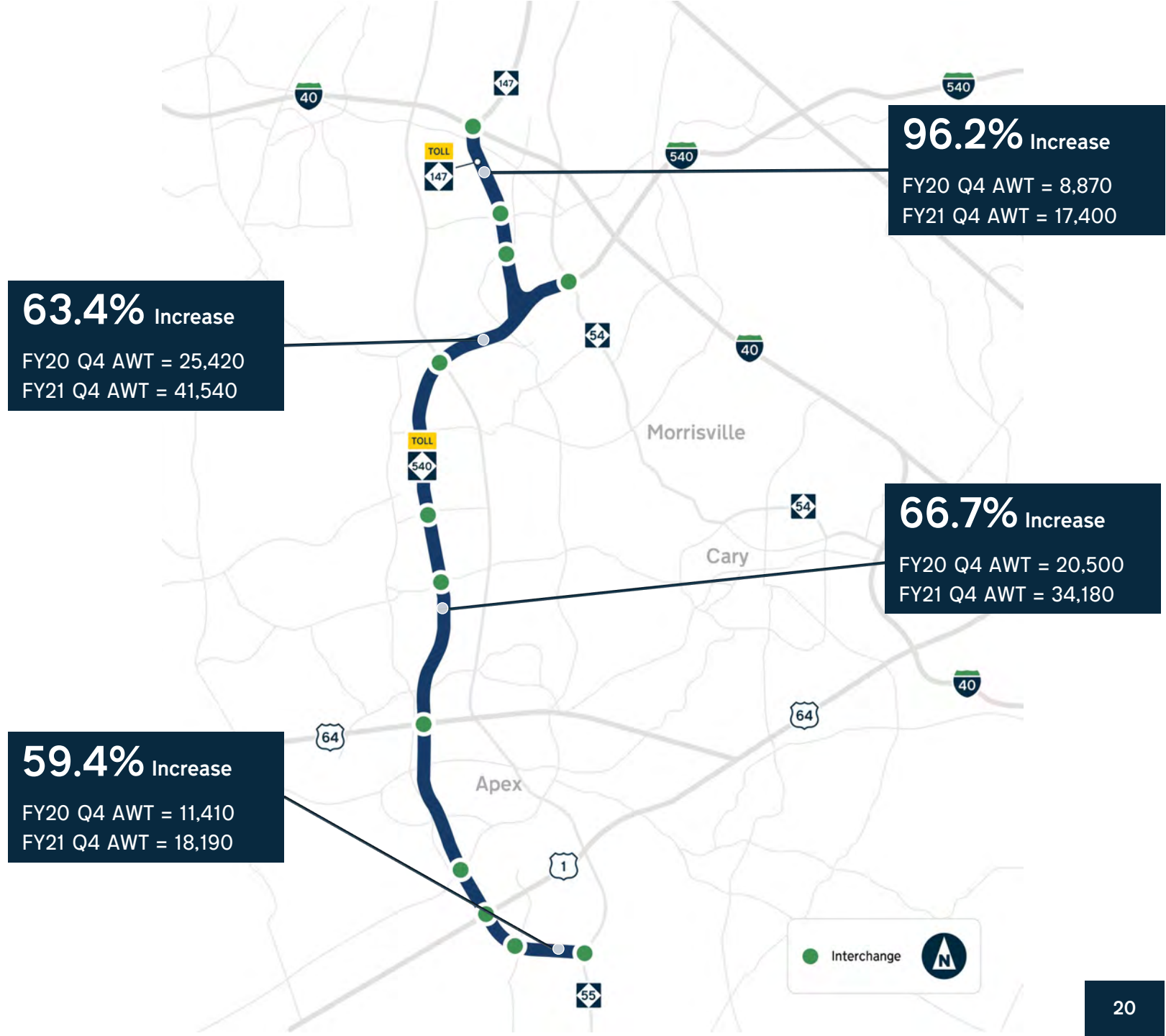
Triangle Expressway

63.4% Increase
FY20 Q4 AWT = 25,420
FY21 Q4 AWT = 41,540

96.2% Increase
FY20 Q4 AWT = 8,870
FY21 Q4 AWT = 17,400

66.7% Increase
FY20 Q4 AWT = 20,500
FY21 Q4 AWT = 34,180

59.4% Increase
FY20 Q4 AWT = 11,410
FY21 Q4 AWT = 18,190



Q4: April – June

AWT: Average Weekday Traffic

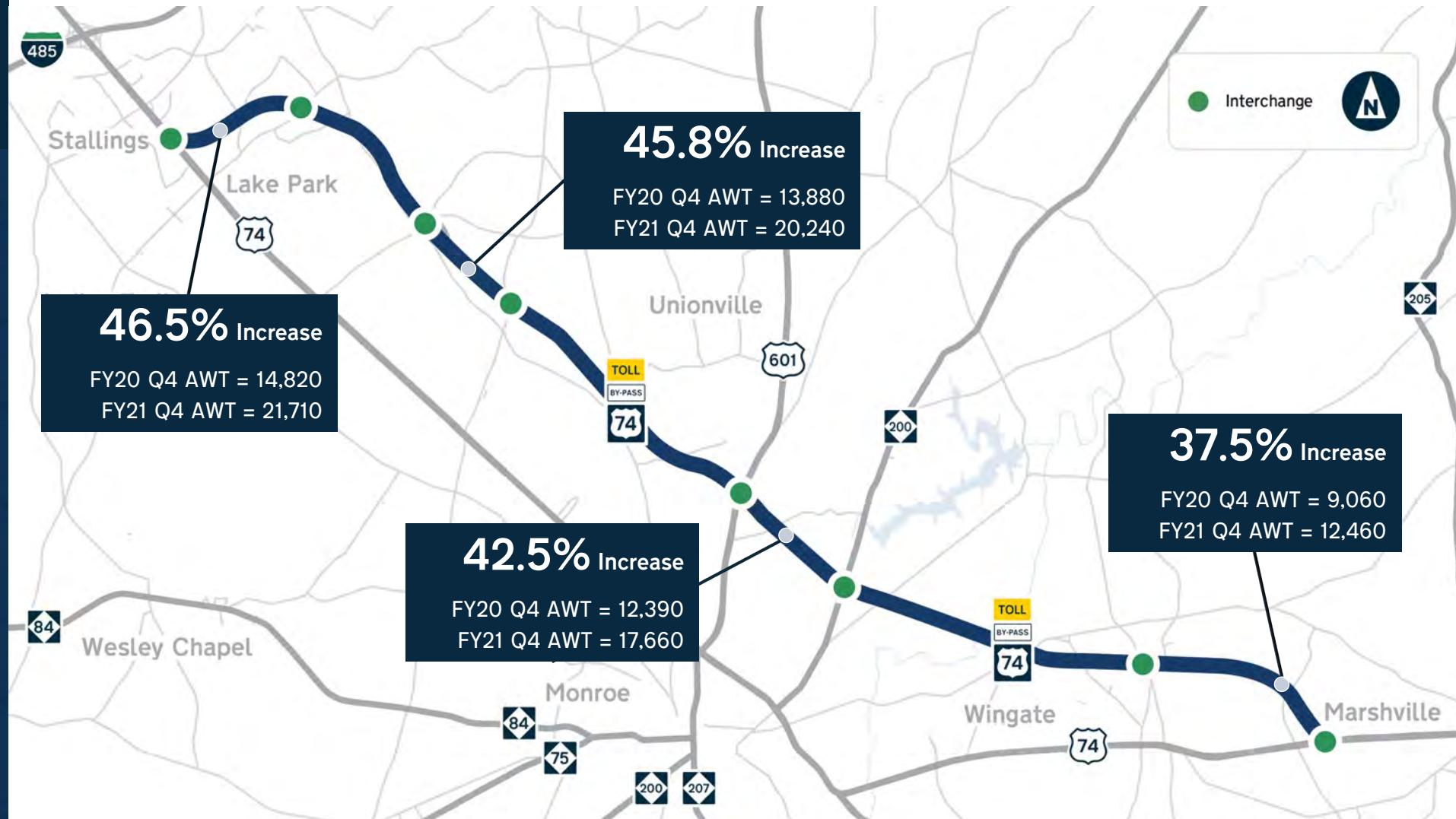
Roadway Maintenance Statistics

Triangle Expressway

	FY 2021 Q1	FY 2021 Q2	FY 2021 Q3	FY 2021 Q4	Rolling Rate
Road Surface	96.3	96.2	90.5	96.8	95.1
Unpaved Shoulders and Ditches	96.5	98.8	99.3	99.3	98.6
Drainage Structures	89.2	87.6	88.6	94.0	89.9
Roadside	91.1	89.1	90.6	95.5	91.6
Traffic Control Devices	84.0	85.2	82.2	92.5	86.3
Overall	90.7	90.7	88.9	95.2	91.6

Mainline Traffic Statistics

Monroe Expressway



Q4: April – June

AWT: Average Weekday Traffic

Roadway Maintenance Statistics

Monroe Expressway

	FY 2021 Q4
Road Surface	100.0
Unpaved Shoulders and Ditches	90.6
Drainage Structures	93.1
Roadside	95.1
Traffic Control Devices	98.0
Overall	96.3

Wall Overlap Access



Chief Engineer's Update

Rodger Rochelle, P.E.
Chief Engineer

The guy who digs in Dirt

— By: Jacob Harris —

What I did with dirt?

- Tested it
- Compacted it
- Felt it
- Smelt it
- Cooked it
- Wore it
- Tasted it
- Ate it !

What I learned?

- I learned **how** to work!
- Importance and privilege of work from others around me



Overall

- Really enjoyed the internship and the work I did during it
- View it as a big success based on the goals I set with my ambassador
- Developed skills that will benefit me beyond the job



Cape Fear Memorial Bridge

Unsolicited Proposal



The Need: Replace Aging Infrastructure

- The Cape Fear Memorial Bridge was Constructed in 1969
 - 51 Year Old Structure
- Existing structure requires costly routine maintenance
 - Fixed Span – Major Rehabilitation Required every 20 years
 - Moveable Span – Major Rehabilitation Required every 10 years
 - The recent major rehabilitation in 2019 cost ~ \$15M
 - Yearly maintenance costs \$550k/year
- Growing Volumes of Traffic
 - Projected 81,900 vehicles per day (2045)

Unsolicited Proposal - Overview

Funding

- Fully Funded by Developer
- Bonus Allocation To Be Determined

Procurement

- “Progressive” PPP
- Would Likely Require Certain Hold Points and Exit Ramps

Developer Responsibilities

- Work to Inform NEPA, Design, Public Outreach
- Permitting
- Construction (and Demolition)
- Operations and Maintenance (O&M)

Developer Assumption of Risks

- NEPA and Permitting
- Design, Construction, and O&M Costs
- Schedule
- Revenue

Contract Term

- Five Year Schedule
- 50 Year Tolling Duration

Team

- National Caliber Design, Engineering and Construction Firms (with PPP experience)
- Experience in North Carolina and Coastal Areas

Tolling

- Minimize Toll Rates
- Provide Customer Service and Invoicing Services

Next Steps – If WMPO Desires



MPO Coordination and Resolution(s) of Support



Continued Analysis

- Identify Legislative Needs
- STIP and MPO Amendments



Prescreening Assessment

- Prescreening Guidelines/Flow Chart
- Early Public Involvement
- Traffic and Revenue Study
- Prioritization (SPOT)
- Identify/Secure “Seed” PE Funds

Unsolicited Proposal Coordination

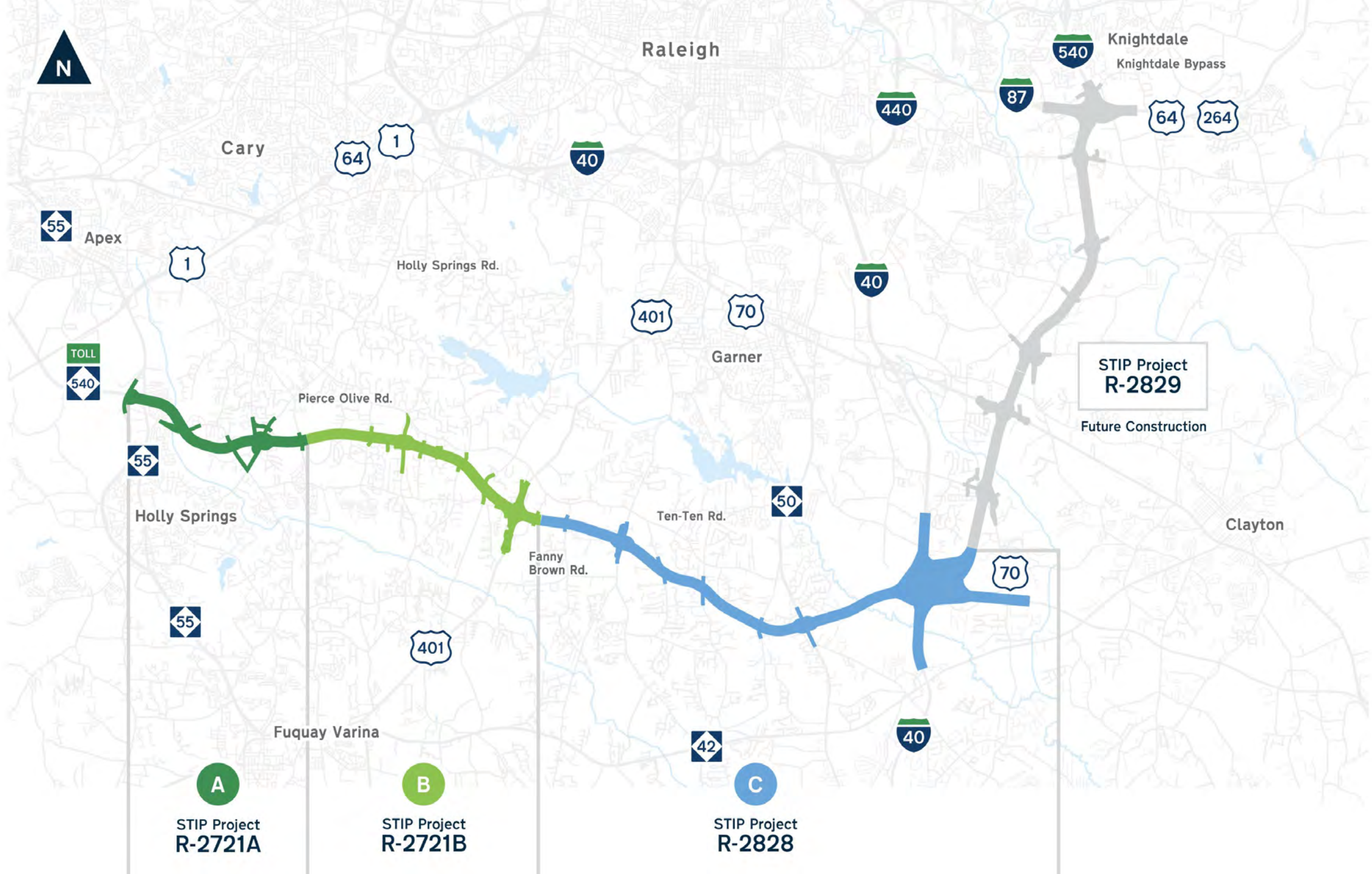
Presentations

- May 26th WMPO
- June 30th WMPO
- July 12th Leland Town Council
- July 13th New Hanover County Commissioners
- July 20th City of Wilmington
- July 21st Brunswick County Commissioners
- July 27th Wilmington Chamber of Commerce

- July 28th WMPO Vote

The background features a dark blue field with a grid of faint, light blue dots. Overlaid on this are several wavy, glowing patterns of green and yellow dots that create a sense of motion and depth. The overall aesthetic is modern and digital.

Complete 540



A
STIP Project
R-2721A

B
STIP Project
R-2721B

C
STIP Project
R-2828

STIP Project
R-2829
Future Construction

R-2828

Settlement and Release Agreement

- Eliminates Claims Related to
 - Extended Overhead
 - Idle Equipment
 - Labor Inefficiencies
 - Equipment Inefficiencies
- Includes Design and Construction of Additional Bridge at Interchange with I-40
- Eliminates Substantial Completion Bonus
- Provides a Contract Time Extension

Construction Equipment

Daily Idle Rates

MTS 2020 3630T & MT-28
\$2,570



LINK BELT 298HSL-25
\$3,105

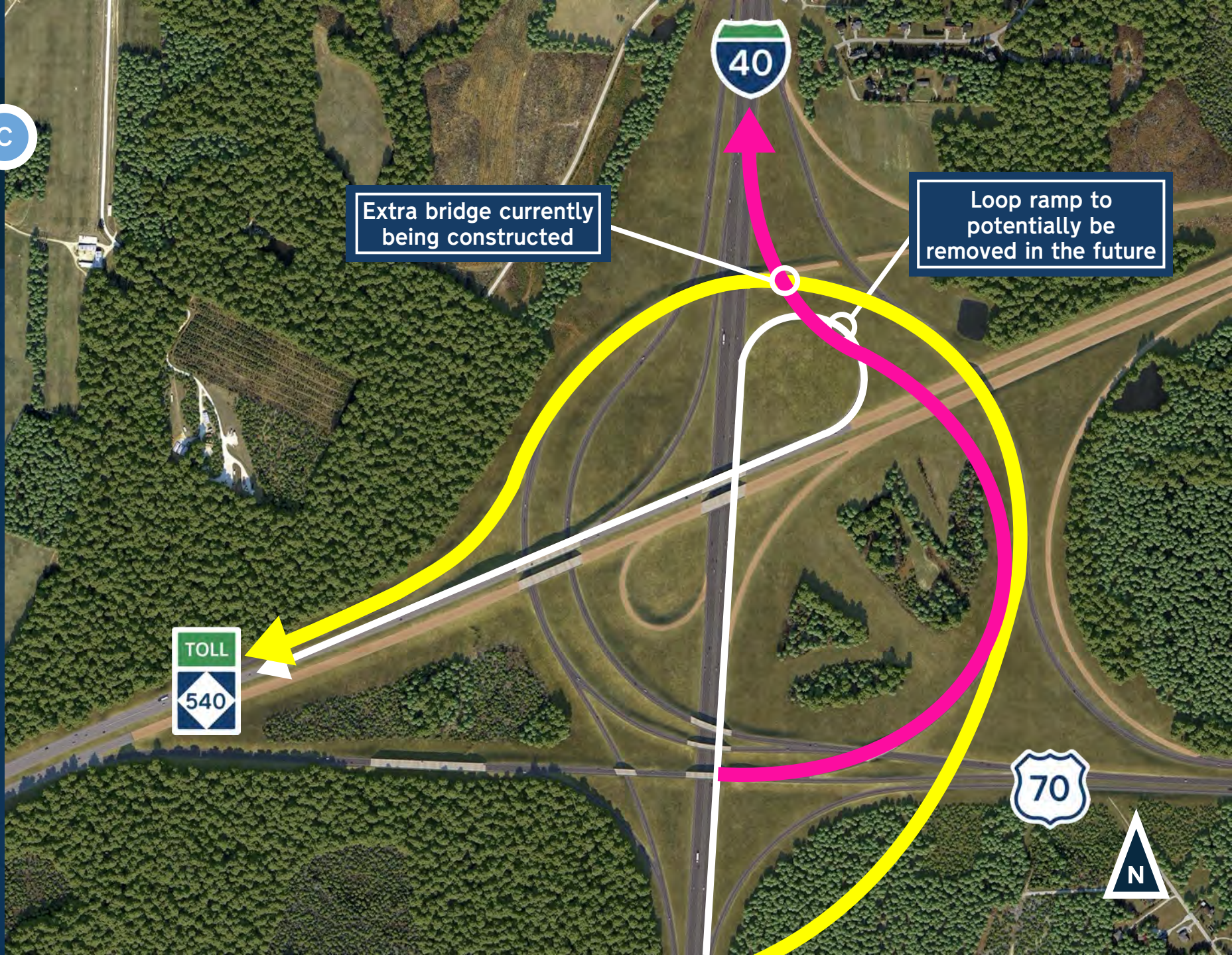


CAT 2019 D9T
\$1,780



Interchange I-40 / U.S. 70

C



Extra bridge currently being constructed

Loop ramp to potentially be removed in the future

TOLL
540

70

N

R-2828

- Substantial Completion Date October 24, 2023
- Final Completion Date November 23, 2023
- Settlement/Bridge Compensation \$ ~23M

R-2828



\$403.2M

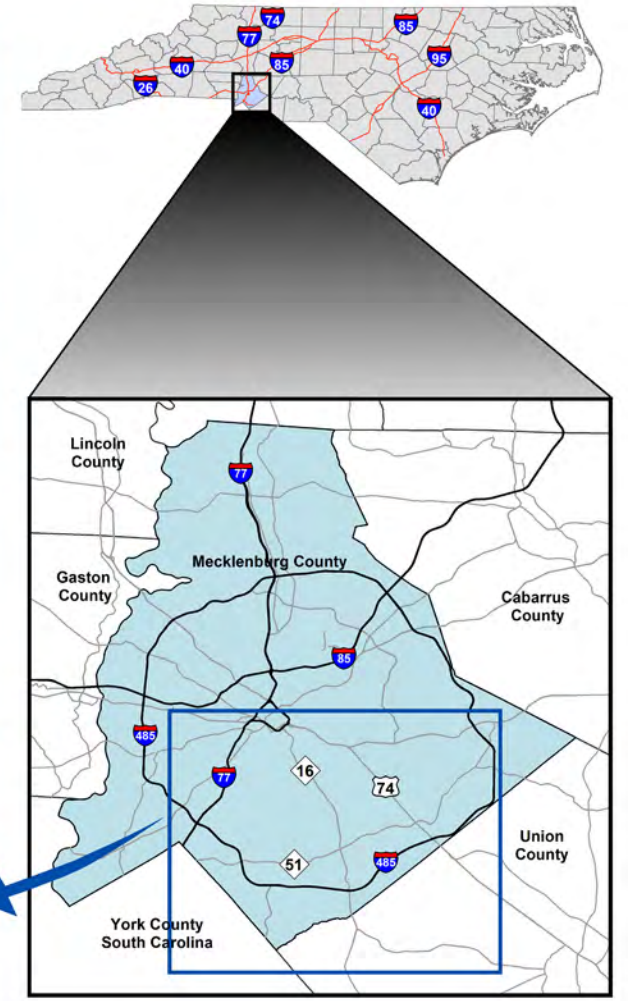
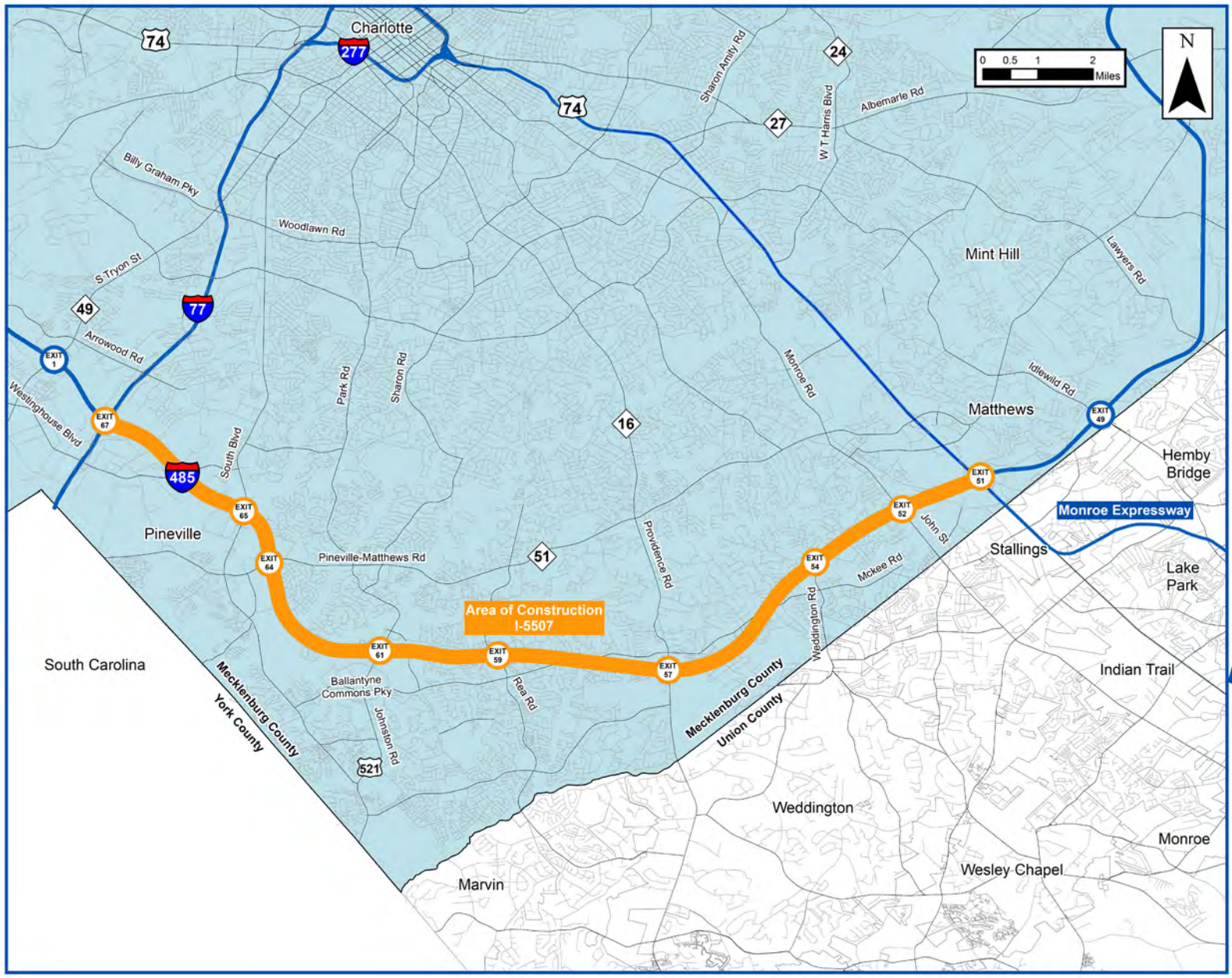
Cost of Contract

40.6% Complete
As of 6/30/2021

Program Development Update

Andy Lelewski, P.E.
Director of Program Development

I-485 Express Lanes Update



Division 10 Construction Update


Westinghouse Boulevard Direct Connector



RS&H Drone Video

Division 10 Construction Update

McAlpine Creek Bridge & Johnston Rd. Direct Connect



RS&H Drone Video

Division 10 Construction Update

Elm Lane Overpass



RS&H Drone Video

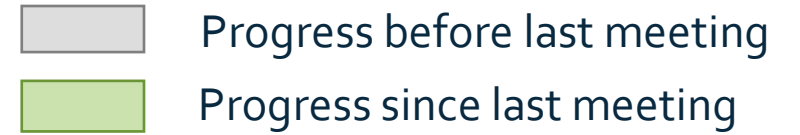
Division 10 Construction Update

US 74 Interchange



RS&H Drone Video

Division 10 Construction Update



➤ Toll-Related Construction Progress

• Toll Rate Message Signs (17)	Complete: 0	Under Construction: 7
• Static Toll Sign Groups (78)	Complete: 0	Under Construction: 33
• Power Services (47)	Complete: 0	Under Construction: 0
• ITS/AET Conduit (25.3 mi)	Complete: 11.8%	
• AET Toll Gantry (9)	Complete: 0	Under Construction: 2
• ITS Devices (217)	Complete: 0	Under Construction: 0

➤ Overall Construction Progress

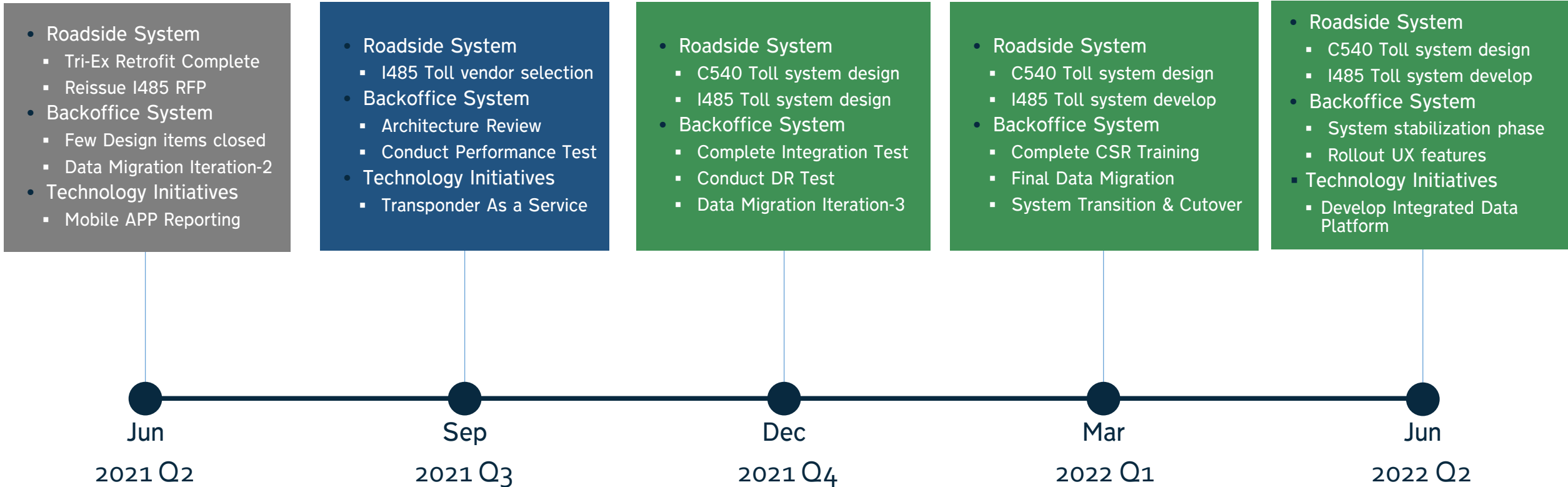
- Asphalt Paving



Toll Technology & Customer Service Center Update

Manish Chourey
Chief Technology Officer

Technology Project Timeline Projections



Timeline provides Plan dates – subject to changes based on actual activities

On Call Consultant Letter of Intent (LOI)

- Issued on April-1st 2021
- Responses were received from 9 separate firms
- Selected multiple firms with focus in specialized work areas:
 1. Business and technical operations audit and compliance
 2. Application support
 3. Technical program/project management
 4. Development, Implementation, and Management of As-A Service Offerings
- Developing scope of work with selected firms

Selected On Call Firms
Atkins Global
CDM Smith
Deloitte
Gannett Fleming
RK&K
RS&H

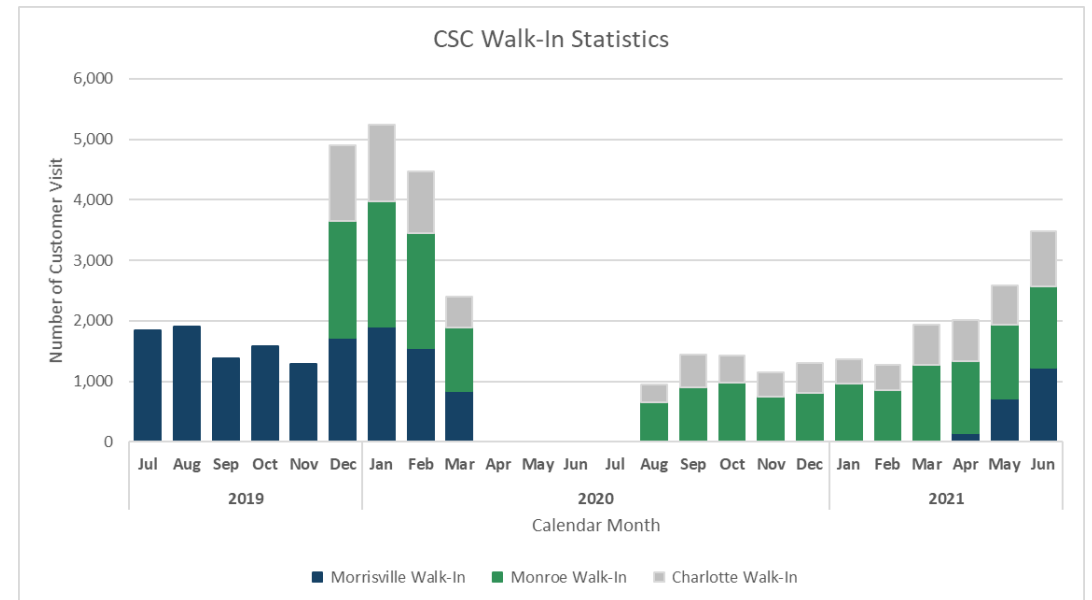
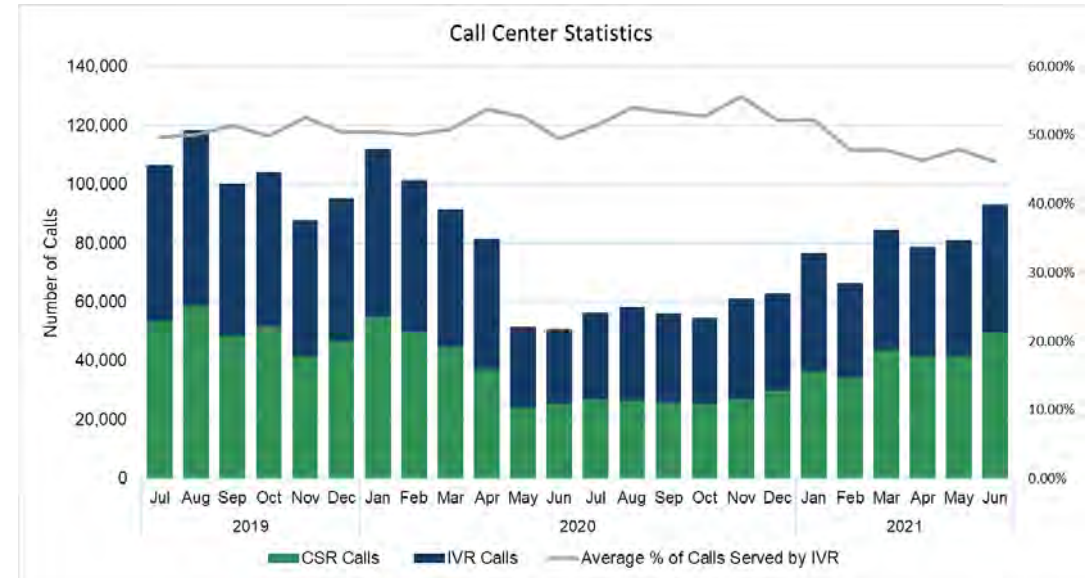
I-485 Express Lanes Toll Collection System Procurement Schedule

Category	Date
✓ RFP Issued	April 14, 2021
✓ Mandatory Pre-Proposal Scope of Services Meeting	April 30, 2021 (1:00 p.m. to 3:00 p.m. ET)
✓ Proposer Questions Due	May 14, 2021 (4:00 p.m. ET)
✓ Proposals (Technical and Price) Due	July 12, 2021 (4:00 p.m. ET)
Notification of Proposers Shortlisted for Oral Presentations	August 19, 2021
Oral Presentations and Interviews	Week of September 6, 2021
Ranking of Proposers for Negotiations	September 10, 2021
Notice to Proceed / Award of Contract	September 22, 2021

NCTA reserves the right to modify the schedule at any time and for any reason.

Customer Service Update

- CSC Operations trending back to normalcy
 - Employees and Embedded Consultants plan to return to CSC
 - CSRs are spaced out to meet social distancing (6+ feet)
 - CSC is keeping current with incoming workload (Service requests, Customer Calls and fulfillments)
 - Few CSR's will continue to Work From Home (WFH)
- Call volumes are close to Pre-Covid
- Morrisville Walk-In center opened on April-21st
- Effective July-2021: All efforts are resumed to collect outstanding debt

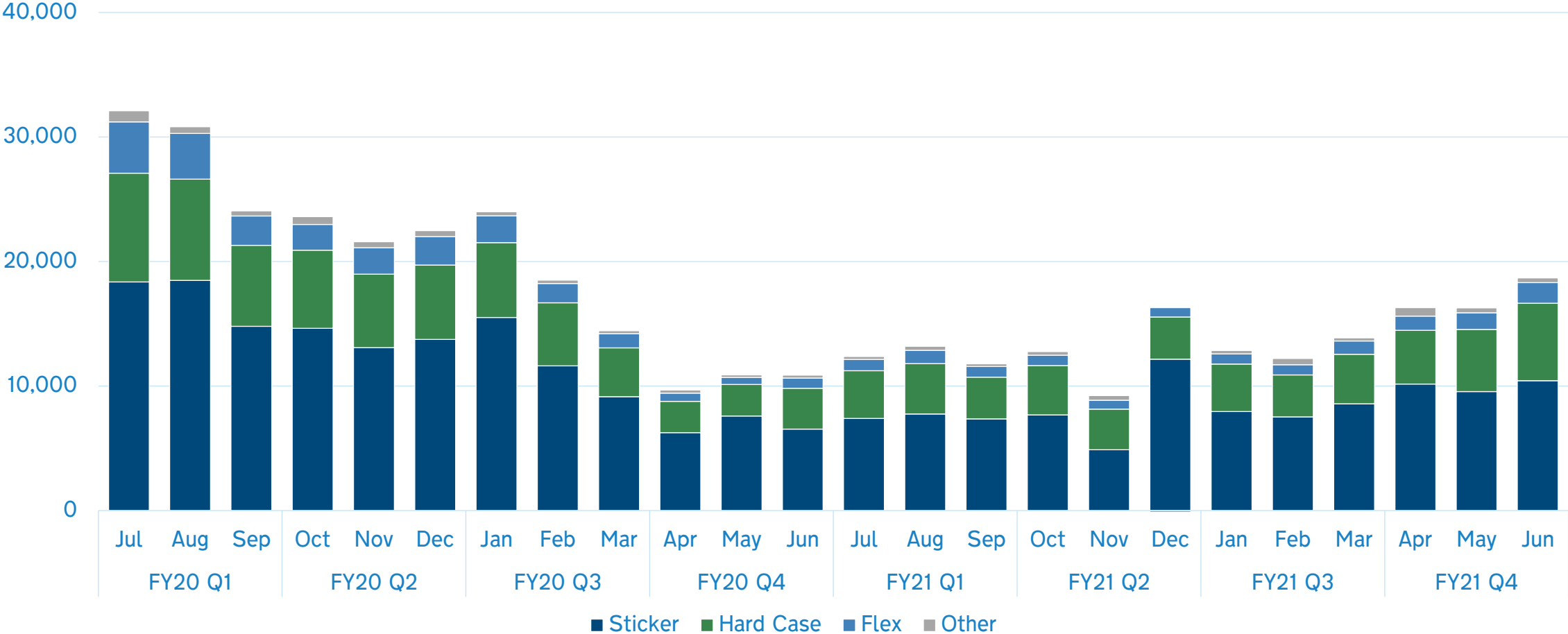


Monthly Transponders Distributed

NC Quick Pass Program

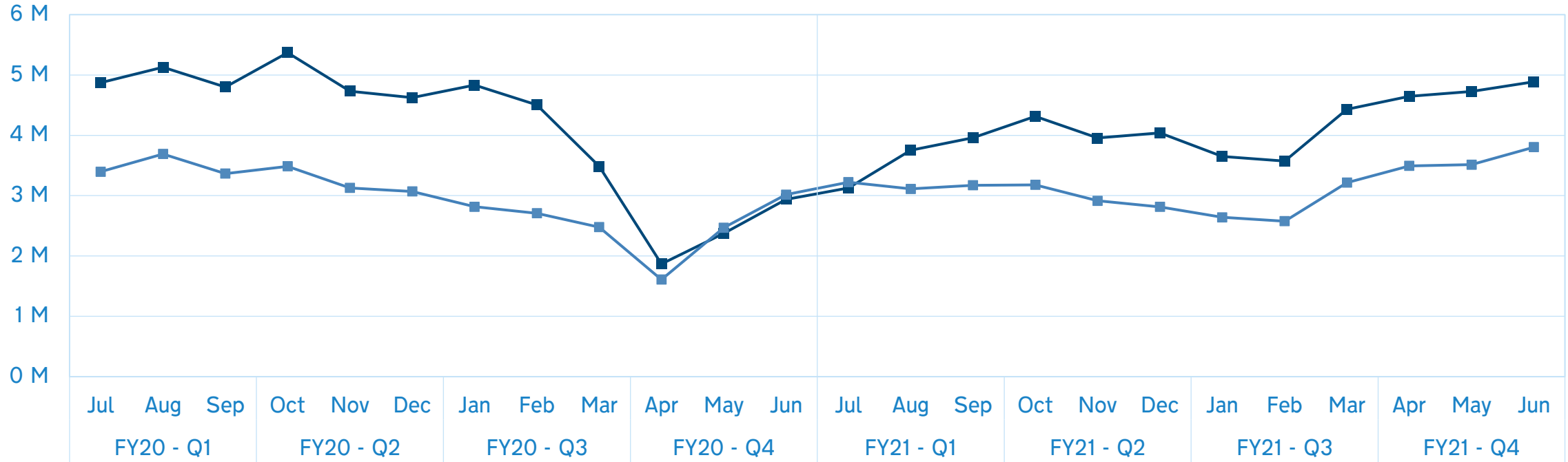
1,017,701

Transponders Distributed as of June 30, 2021



Transaction Statistics

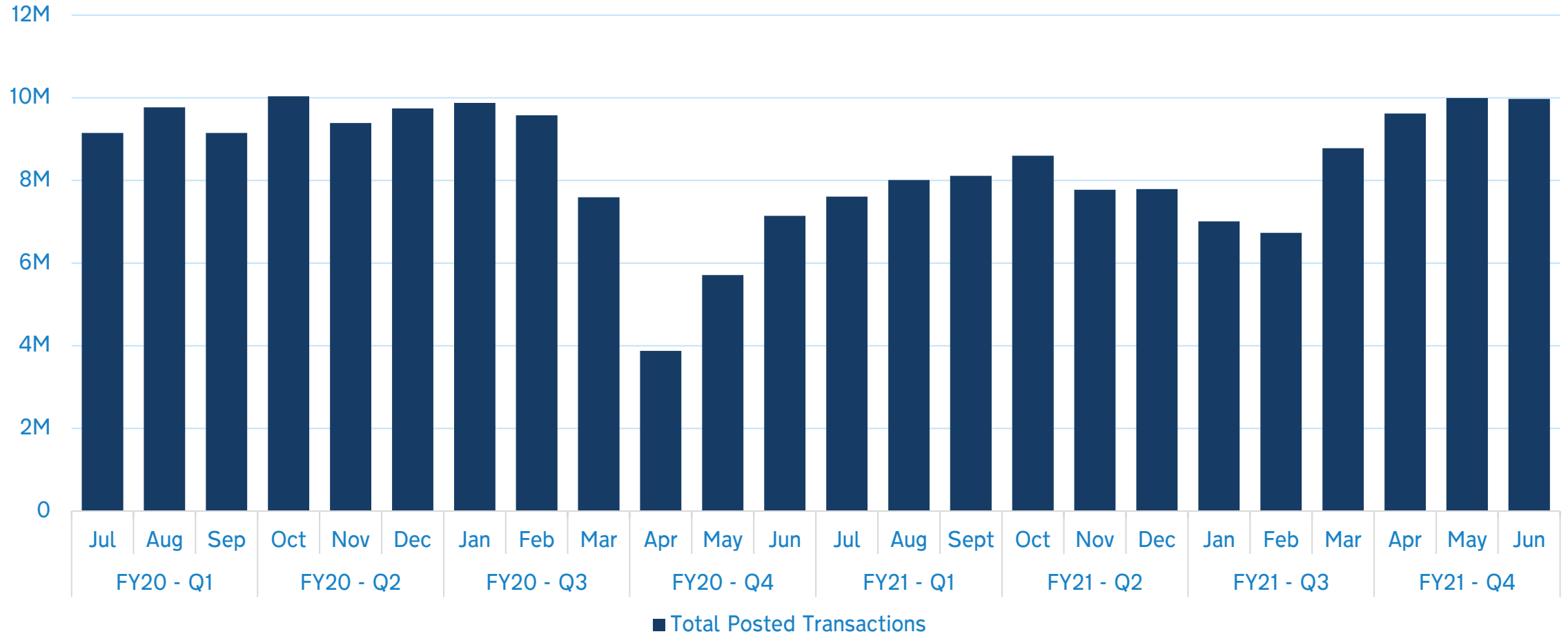
■ Triangle Expressway
 ■ Monroe Expressway



	FY20 - Q1	FY20 - Q2	FY20 - Q3	FY20 - Q4	FY21 - Q1	FY21 - Q2	FY21 - Q3	FY21 - Q4
Triangle Expressway Transactions	14,798,679	14,727,149	12,821,214	7,181,798	10,839,235	12,310,656	11,656,459	14,262,318
YOY Percent Change	10.5%	7.4%	-7.0%	-51.5%	-26.8%	-16.4%	-9.1%	98.6%
	FY20 - Q1	FY20 - Q2	FY20 - Q3	FY20 - Q4	FY21 - Q1	FY21 - Q2	FY21 - Q3	FY21 - Q4
Monroe Expressway Transactions	10,453,336	9,686,088	8,003,844	7,097,242	9,508,138	8,907,741	8,435,990	10,809,987
YOY Percent Change	-	-	31.3%	-12.5%	-9.0%	-8.0%	5.4%	52.3%

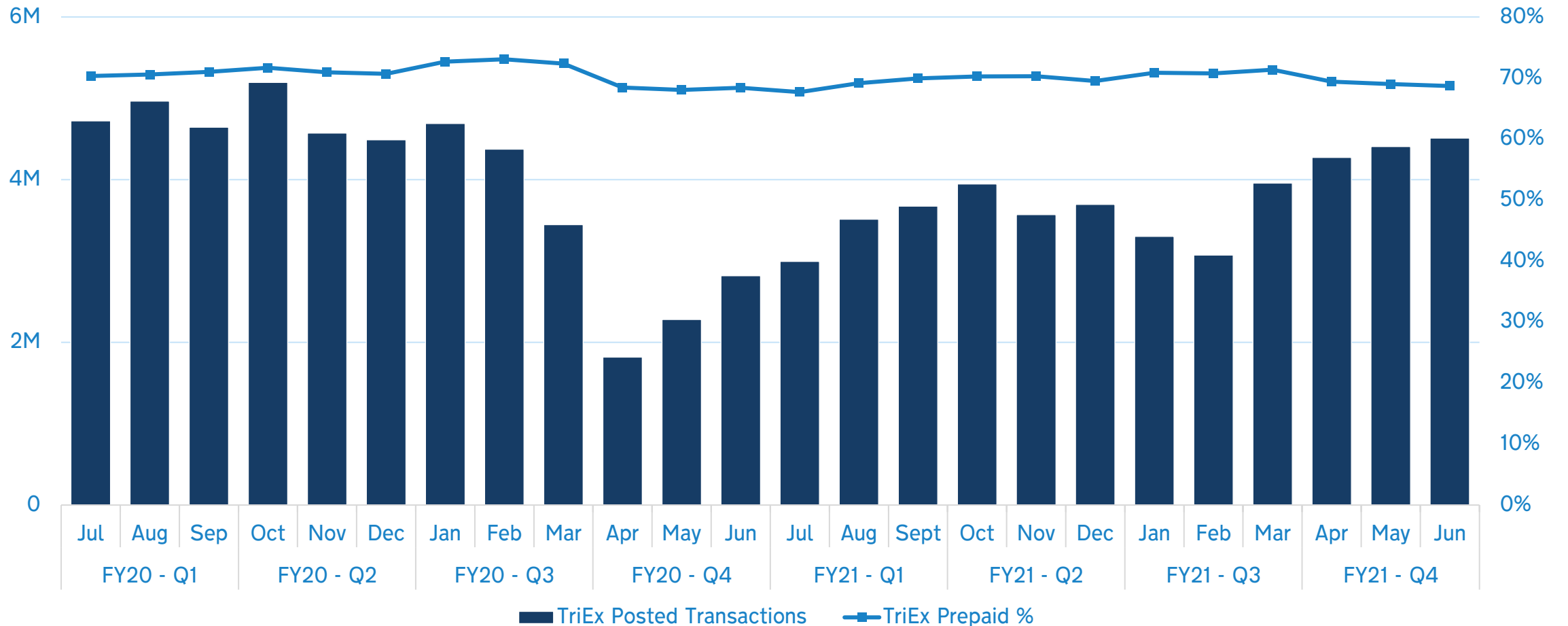
Total Posted Transactions

NC Quick Pass Program



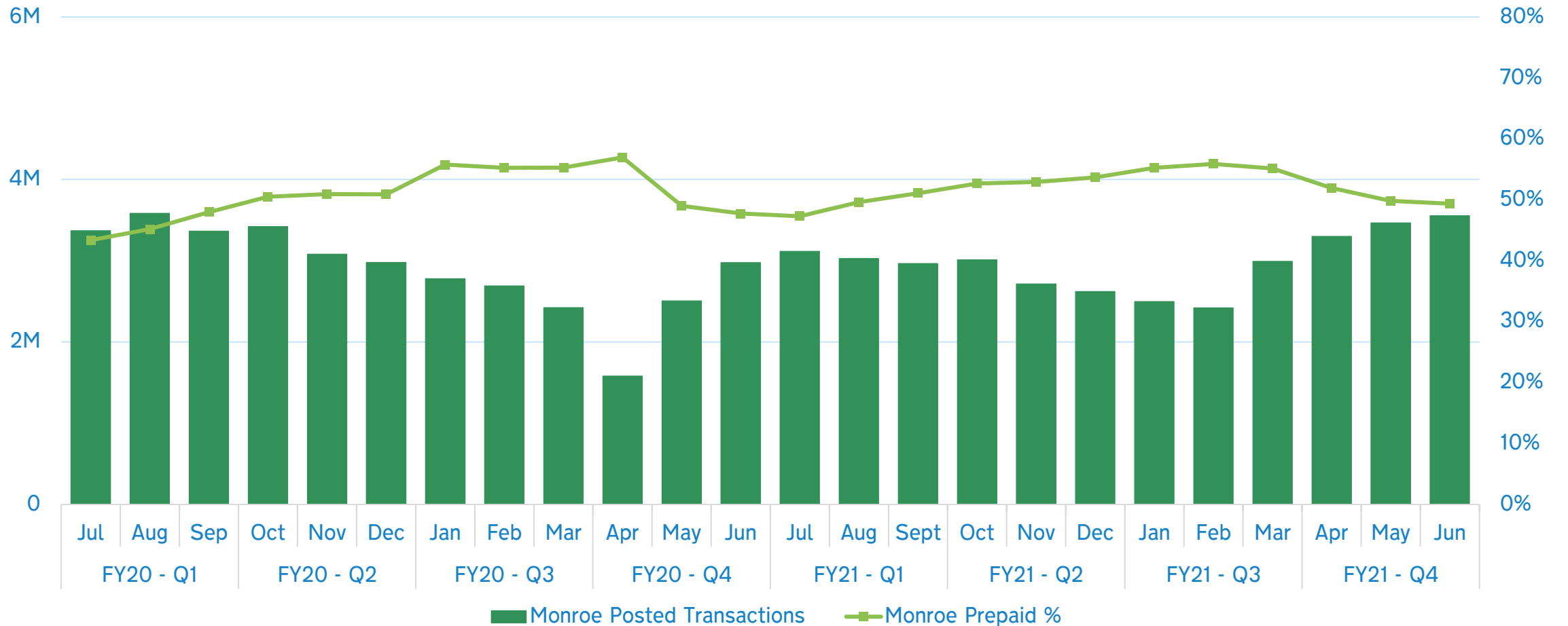
Total Posted Transactions

Triangle Expressway



Total Posted Transactions

Monroe Expressway

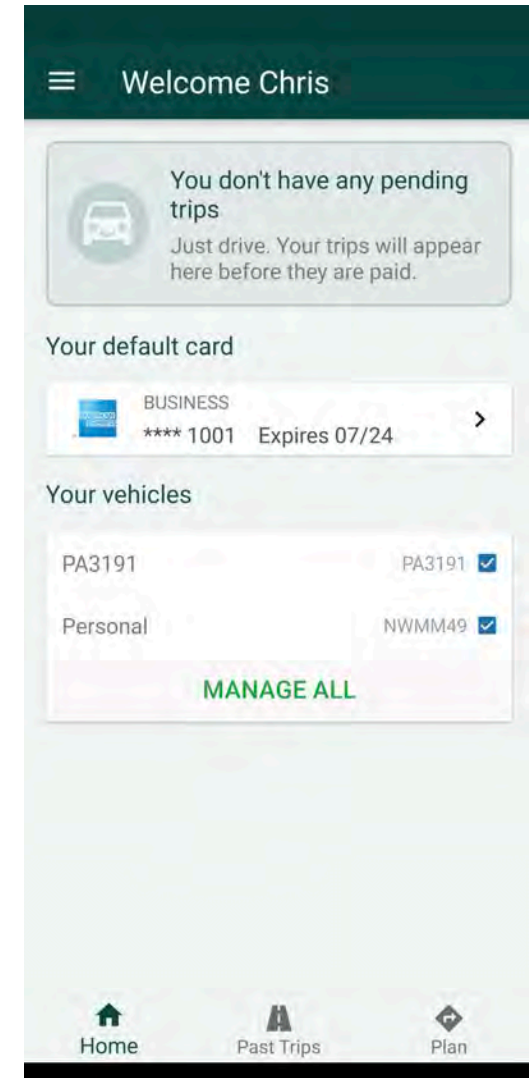
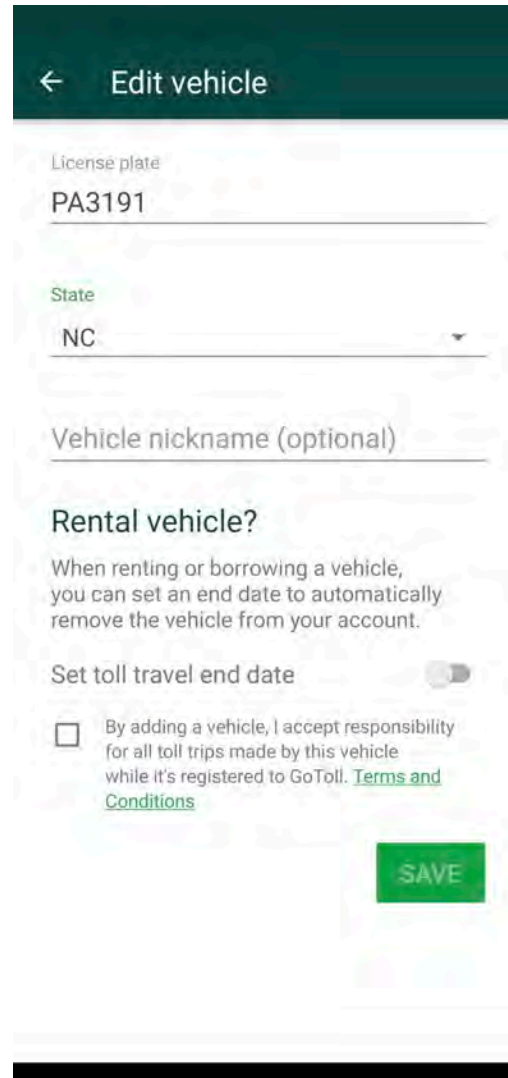
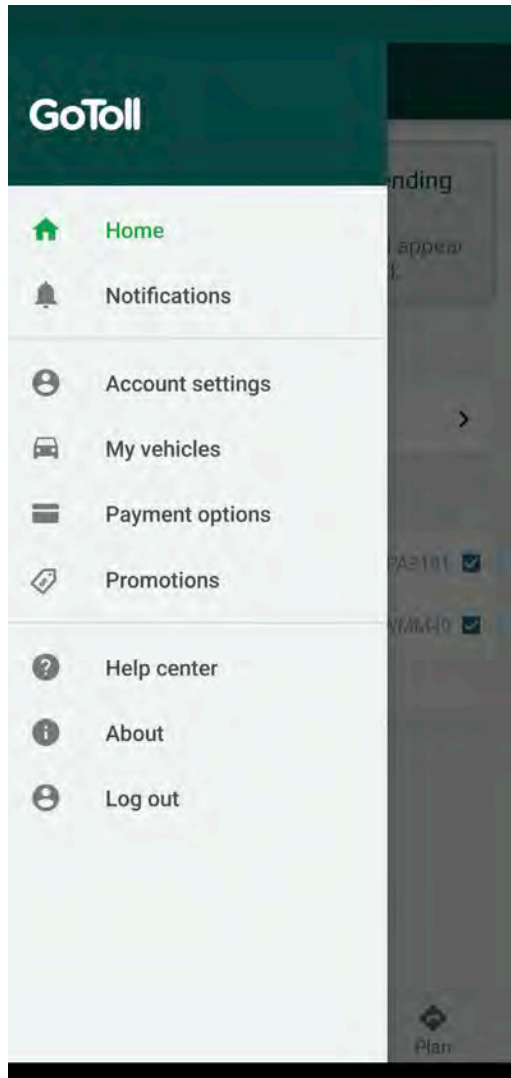


Mobile Payment Pilot Updates

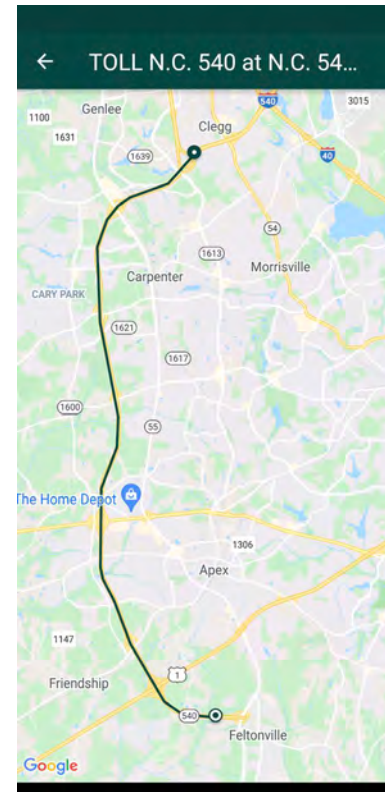
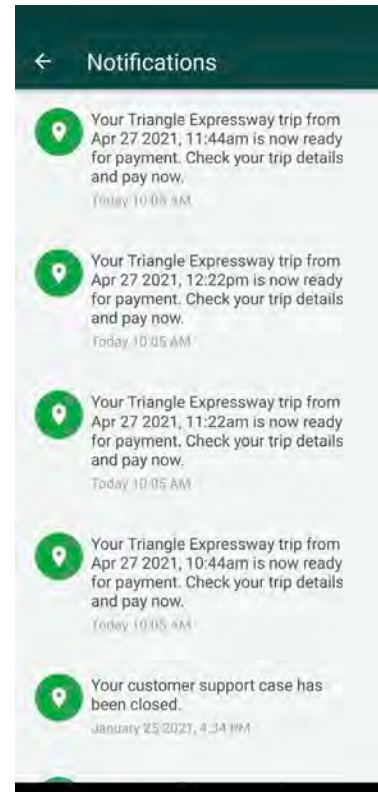
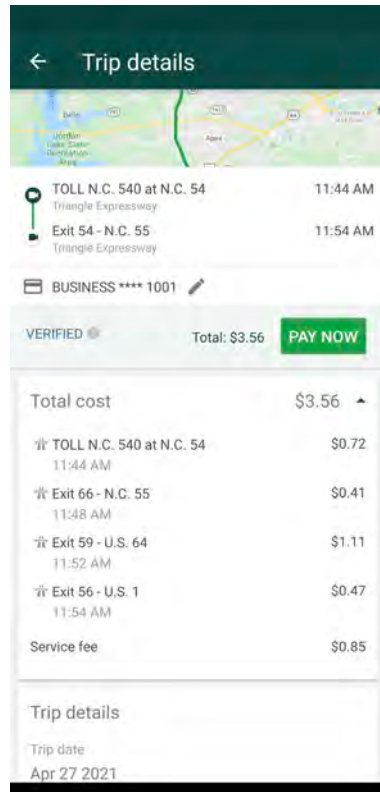
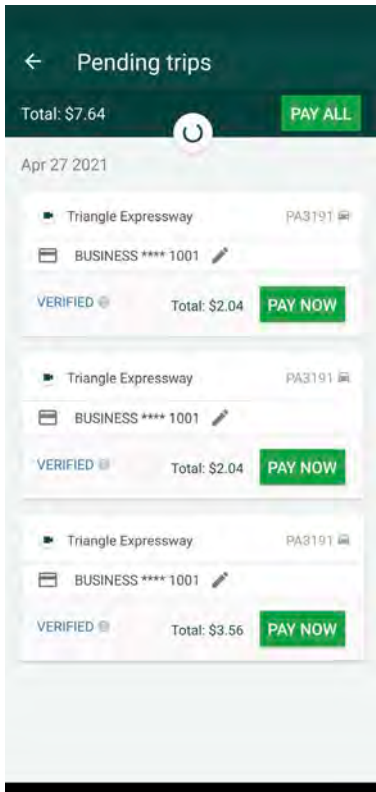
Project Overview and Goals

- **What:** Test Mobile Payments using License plate images using mobile app
- **Target Market:** Casual customer who wants to register with LPN and Payment Method
- **NCTA Goals:**
 - Test new payment options and platforms
 - Develop NCTA policy for new payment option
 - Determine how to integrate multiple providers
 - Determine policy for use on Interoperable Facilities and Express lanes

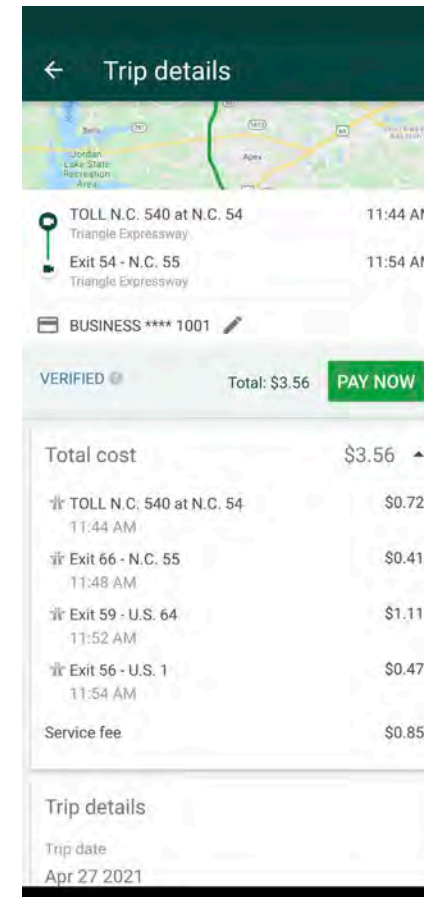
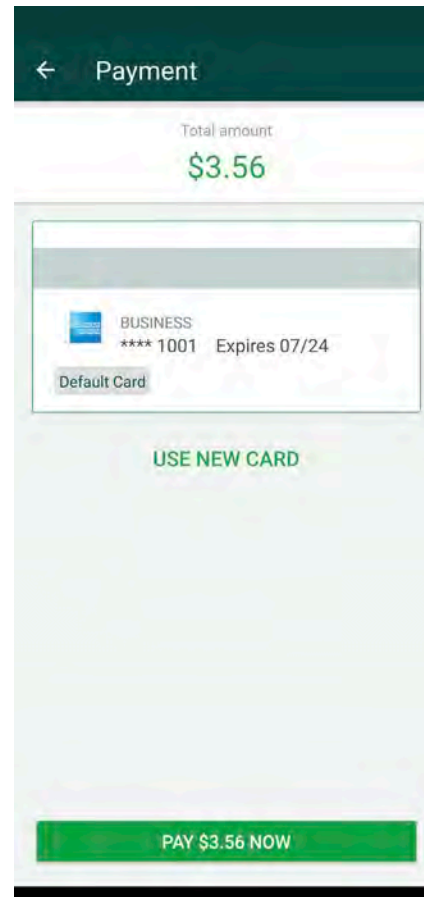
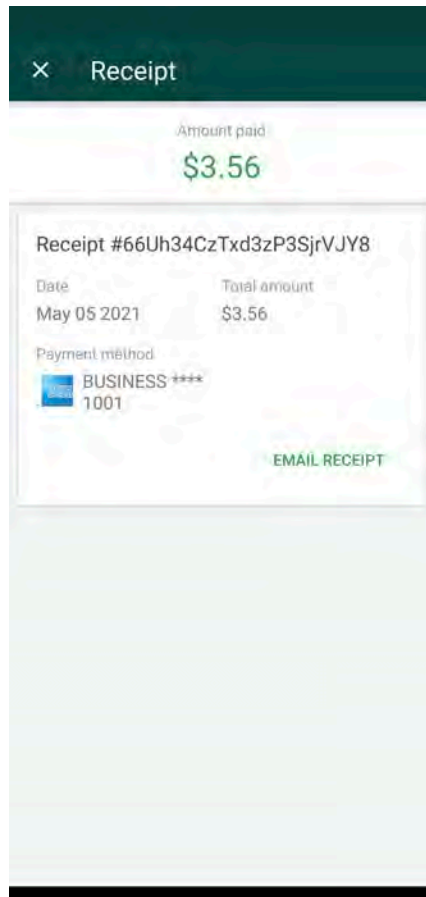
Customer Experience



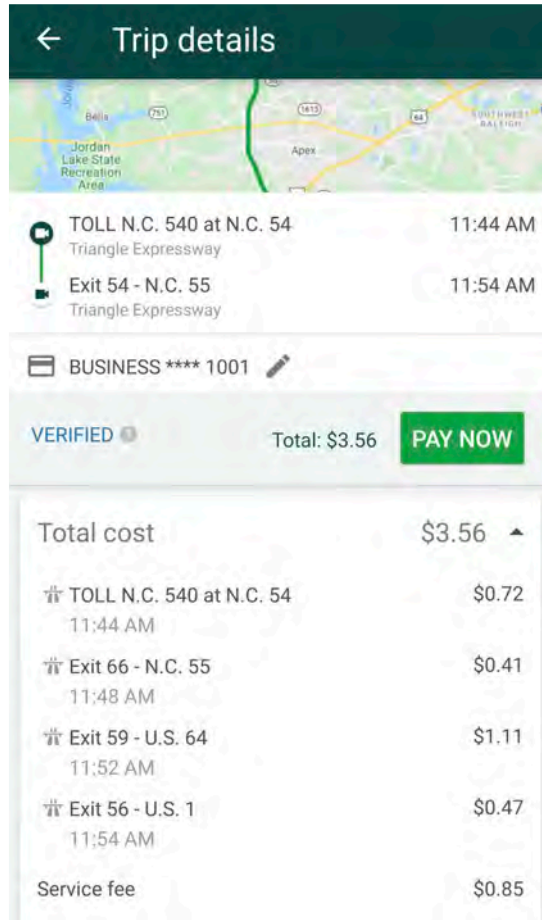
Trip Summary After Driving



Make a Payment

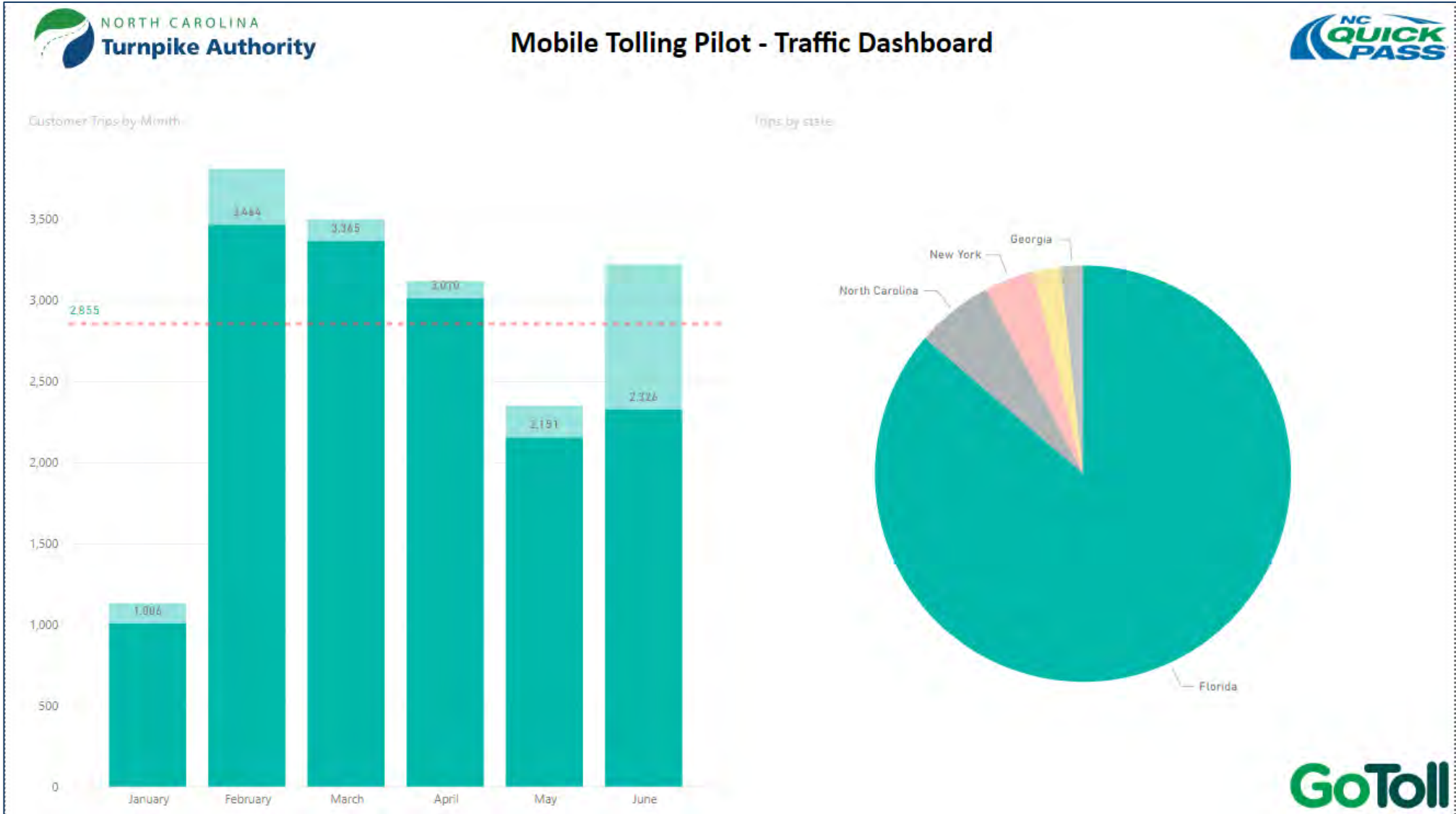


Trips Explained



- Trips for NCTA are developed at facility level and customers charged per trip.
 - Triangle Expressway is one trip
 - Monroe Expressway is one trip
- Trips are built for up to 30 minutes after the last transactions received the same direction for the same license plate.
- Trips prohibited on I-77 Express Lanes.

Traffic Dashboard




Communications & Marketing Update

Kimberlee Poulton
Marketing & Communications Director

Logen Hodges
Marketing & Communications Manager





Marketing & Communications RFP

Three-year contract

Two one-year extensions

On-call services

Selection this fall





Complete 540 Outreach



Virtual/In-Person Meetings

Resident Communications

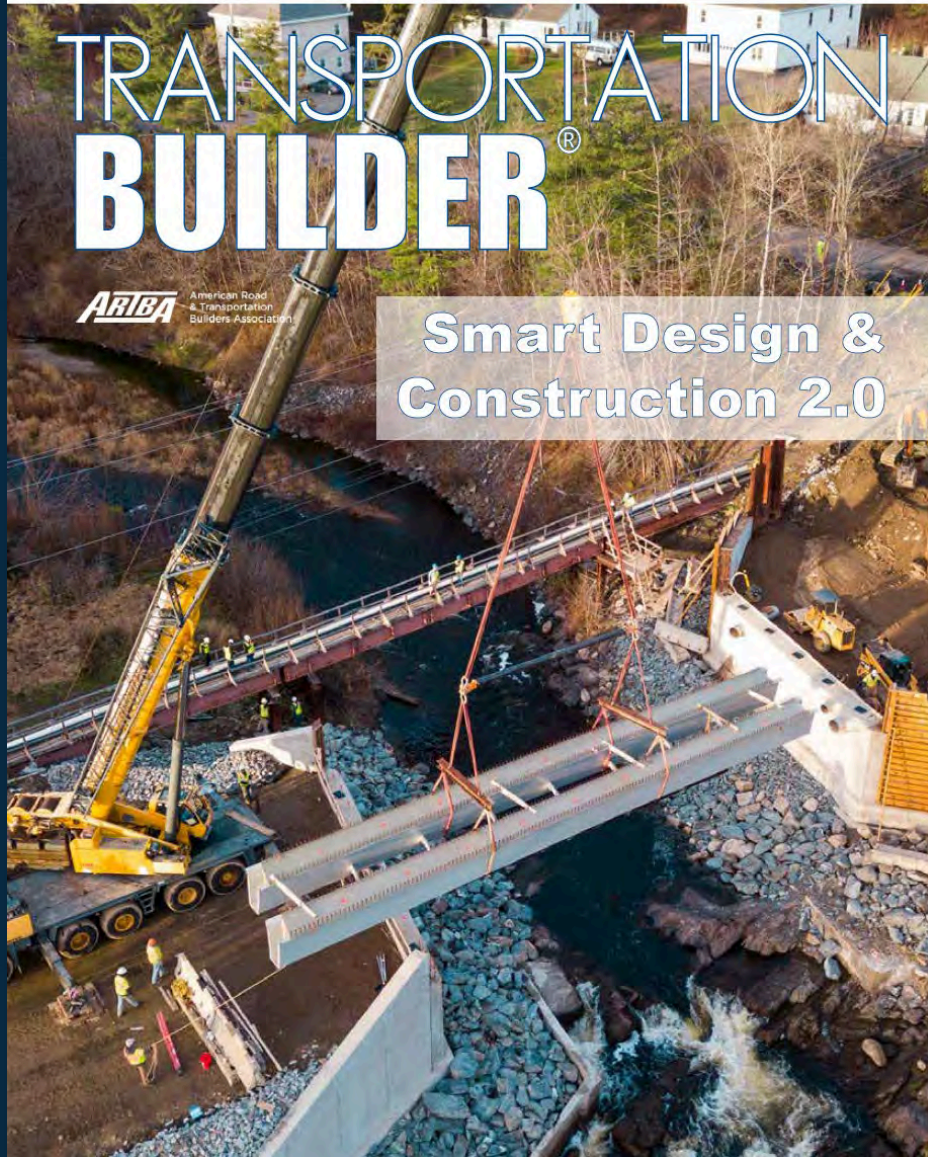
Apex Town Council, Garner Town Council, Capital City Rotary

138,890 Total Impressions

TRANSPORTATION BUILDER®

ARIBA American Road & Transportation Builders Association

Smart Design & Construction 2.0



THE FUTURE FOR TOLLING IS NOW

By James "J.J." Eden
jeden@ncdot.gov

The COVID-19 pandemic required the U.S. tolling industry to quickly pivot and adapt to new work situations focused on customer and employee safety, with increased touchless interactions due to social distancing. But this was simply the next step in an already accelerated and continued time of change.

With Cloud- and Blockchain-oriented technologies bringing new car-based functionalities into the mainstream and automakers increasing efforts to manufacture vehicles that provide consumers the option of cashless transactions and enabled payment across multiple platforms, it is incumbent that transportation leaders not only catch up, but also get ahead of this trend.

In the past, trends such as these have caught our industry off guard, making us late to adjust to the needs of our systems, and most importantly, our customers. Modern cars and accompanying technologies provide us with the opportunity to lead and become an integral part of the change.

Using ITS
Vehicles rolling off the assembly lines are computers on wheels, using Intelligent Transportation Systems (ITS) to continuously process and transmit data about itself, its surroundings, and



Photo: North Carolina Turnpike Authority

its passengers. This constant flow of data can help vehicles better navigate, manage systems, and/or deliver important communications and services to passengers.

For example, Hyundai recently announced a new in-car payment system that will debut in their Ioniq 5 crossover vehicle. It allows drivers to locate electric vehicle charging stations and pay for food and parking. The company says it plans to add more payment categories in the future to enhance the connected vehicle experience.

See *Tolling*, 34

We are Heritage Construction + Materials.

We are a family business committed to providing our customers with innovative solutions.

www.thginfo.com

We don't cut corners.
We do more than is asked of us.
And we never ever give up.




ENR Critical Path Podcast



ENR's Critical Path Podcast delivers insights from leading industry experts and decision-makers about the latest construction industry innovations, issues and developments. Listen to us on

[Apple Podcasts](#) and [Spotify](#)

 [Subscribe to this Podcast](#)



Thank you!

Contact Us



ncdot.gov/turnpike

ncquickpass.com



[@NCTurnpike](https://twitter.com/NCTurnpike)

[@NC_QuickPass](https://twitter.com/NC_QuickPass)